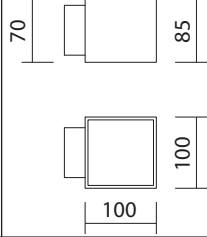



Beam 40°





QT 14 OSRAM: HALOPIN
G9 PHILIPS: CLICKLINE

MEGAMAN: CFL G9


- Aluminium body.
- Transparent protection glass.
- Aluminium beam distribution component.

BEAM 2 - ONE WAY IP65
(WALL LIGHTING)

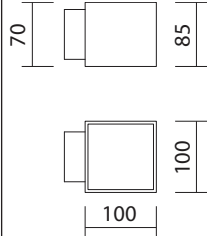
CE F IP 65


850°C

CODE	DESCRIPTION	COLOUR	
85729	BEAM2 - ONE WAY IP65 Beam 40° 1x max.60W QT 14 or 7W CFL / G9	White, Titan, Black	PRICE LIST
85729	BEAM2 - ONE WAY IP65 Beam 40° 1x max.60W QT 14 or 7W CFL / G9	Chrome, matt Alum.	
857290	BEAM2 - ONE WAY IP65 Beam 40° 1x max.60W QT 14 or 7W CFL / G9	Colours	



Beam 100°





QT 14 OSRAM: HALOPIN
G9 PHILIPS: CLICKLINE

MEGAMAN: CFL G9

- Aluminium body.
- Transparent protection glass.
- Aluminium beam distribution component.

BEAM 2 - ONE WAY IP65
(WALL LIGHTING)

CE F IP 65

850°C

CODE	DESCRIPTION	COLOUR	
85730	BEAM2 - ONE WAY IP65 Beam 100° 1x max.60W QT 14 or 7W CFL / G9	White, Titan, Black	PRICE LIST
85730	BEAM2 - ONE WAY IP65 Beam 100° 1x max.60W QT 14 or 7W CFL / G9	Chrome, matt Alum.	
857300	BEAM2 - ONE WAY IP65 Beam 100° 1x max.60W QT 14 or 7W CFL / G9	Colours	

