

		<p><b>HIT-TC-CE</b> OSRAM: HCI-TF PHILIPS: -</p> <p><b>TC-TEL</b> OSRAM: DULUX T / E PHILIPS: PL-T / 4P</p> <p>• Die-cast aluminium body. • Refractive clear glass</p>	<p><b>LEO 120</b> Beam 4° (WALL LIGHTING)</p> <p>CE F IP 65</p>		
CODE			DESCRIPTION	COLOUR	PRICE LIST
850421	LEO 120 - 2011E	beam 4°	1x20W HIT-TC-CE / GU6,5	White	
850423	LEO 120 - 2016E	beam 4°	1x20W HIT-TC-CE / GU6,5	Anthracite	
850422	LEO 120 - 2017E	beam 4°	1x20W HIT-TC-CE / GU6,5	Grey	

		<p><b>HIT-TC-CE</b> OSRAM: HCI-TF PHILIPS: -</p> <p><b>TC-TEL</b> OSRAM: DULUX T / E PHILIPS: PL-T / 4P</p> <p>• Die-cast aluminium body. • Refractive clear glass</p>	<p><b>LEO 120</b> Beam 35° (WALL LIGHTING)</p> <p>CE F IP 65</p>		
CODE			DESCRIPTION	COLOUR	PRICE LIST
850431	LEO 120 - 2011B	beam 35°	1x20W HIT-TC-CE / GU6,5	White	
850433	LEO 120 - 2016B	beam 35°	1x20W HIT-TC-CE / GU6,5	Anthracite	
850432	LEO 120 - 2017B	beam 35°	1x20W HIT-TC-CE / GU6,5	Grey	

		<p><b>HIT-TC-CE</b> OSRAM: HCI-TF PHILIPS: -</p> <p>• Die-cast aluminium body. • Refractive clear glass</p>	<p><b>LEO 120</b> Beam 75° (WALL LIGHTING)</p> <p>CE F IP 65</p>		
CODE			DESCRIPTION	COLOUR	PRICE LIST
850441	LEO 120 - 2011F	beam 75°	1x20W HIT-TC-CE / GU6,5	White	
850443	LEO 120 - 2016F	beam 75°	1x20W HIT-TC-CE / GU6,5	Anthracite	
850442	LEO 120 - 2017F	beam 75°	1x20W HIT-TC-CE / GU6,5	Grey	

		<p><b>TC-TEL</b> OSRAM: DULUX T / E PHILIPS: PL-T / 4P</p> <p>• Die-cast aluminium body. • Refractive clear glass</p>	<p><b>LEO 120</b> Beam 75° (WALL LIGHTING)</p> <p>CE F IP 65</p>		
CODE			DESCRIPTION	COLOUR	PRICE LIST
850451	LEO 120 - 1311F	beam 75°	1x13W TC-TEL / GX24q-1	White	
850453	LEO 120 - 1316F	beam 75°	1x13W TC-TEL / GX24q-1	Anthracite	
850452	LEO 120 - 1317F	beam 75°	1x13W TC-TEL / GX24q-1	Grey	



To ensure the degree of protection use only suitable flexible cables like the class H07RN-F or similar.

				<p><b>HIT-TC-CE</b> OSRAM: HCI-TF GU6,5 PHILIPS: -</p> <p><b>TC-TEL</b> OSRAM: DULUX T / E PHILIPS: PL-T / 4P</p>	<p><b>LEO 120</b> Beam 4° / 4° (WALL LIGHTING)</p>
					<p>• Die-cast aluminium body. • Refractive clear glass</p> <p> </p>
				<b>PRICE LIST</b>	
CODE	DESCRIPTION			COLOUR	
850461	LEO 120 - 2021E	beam 4° / 4°	1x20W HIT-TC-CE / GU6,5	White	
850463	LEO 120 - 2026E	beam 4° / 4°	1x20W HIT-TC-CE / GU6,5	Anthracite	
850462	LEO 120 - 2027E	beam 4° / 4°	1x20W HIT-TC-CE / GU6,5	Grey	

				<p><b>HIT-TC-CE</b> OSRAM: HCI-TF GU6,5 PHILIPS: -</p> <p><b>TC-TEL</b> OSRAM: DULUX T / E PHILIPS: PL-T / 4P</p>	<p><b>LEO 120</b> Beam 35° / 35° (WALL LIGHTING)</p>
					<p>• Die-cast aluminium body. • Refractive clear glass</p> <p> </p>
				<b>PRICE LIST</b>	
CODE	DESCRIPTION			COLOUR	
850471	LEO 120 - 2021B	beam 35° / 35°	1x20W HIT-TC-CE / GU6,5	White	
850473	LEO 120 - 2026B	beam 35° / 35°	1x20W HIT-TC-CE / GU6,5	Anthracite	
850472	LEO 120 - 2027B	beam 35° / 35°	1x20W HIT-TC-CE / GU6,5	Grey	

				<p><b>HIT-TC-CE</b> OSRAM: HCI-TF GU6,5 PHILIPS: -</p> <p><b>TC-TEL</b> OSRAM: DULUX T / E PHILIPS: PL-T / 4P</p>	<p><b>LEO 120</b> Beam 4° / 75° (WALL LIGHTING)</p>
					<p>• Die-cast aluminium body. • Refractive clear glass</p> <p> </p>
				<b>PRICE LIST</b>	
CODE	DESCRIPTION			COLOUR	
850481	LEO 120 - 2001EF	beam 4° / 75°	1x20W HIT-TC-CE / GU6,5	White	
850483	LEO 120 - 2006EF	beam 4° / 75°	1x20W HIT-TC-CE / GU6,5	Anthracite	
850482	LEO 120 - 2007EF	beam 4° / 75°	1x20W HIT-TC-CE / GU6,5	Grey	

				<p><b>HIT-TC-CE</b> OSRAM: HCI-TF GU6,5 PHILIPS: -</p>	<p><b>LEO 120</b> Beam 75° / 75° (WALL LIGHTING)</p>
					<p>• Die-cast aluminium body. • Refractive clear glass</p> <p> </p>
				<b>PRICE LIST</b>	
CODE	DESCRIPTION			COLOUR	
850491	LEO 120 - 2021F	beam 75° / 75°	1x20W HIT-TC-CE / GU6,5	White	
850493	LEO 120 - 2026F	beam 75° / 75°	1x20W HIT-TC-CE / GU6,5	Anthracite	
850492	LEO 120 - 2027F	beam 75° / 75°	1x20W HIT-TC-CE / GU6,5	Grey	



To ensure the degree of protection use only suitable flexible cables like the class H07RN-F or similar.

				<p>TC-TEL OSRAM: DULUX T / E PHILIPS: PL-T / 4P</p>	<p><b>LEO 120</b> Beam 75° / 75° (WALL LIGHTING)</p>

PRICE LIST				
CODE	DESCRIPTION	COLOUR		
850501	LEO 120 - 1321F beam 4° / 4° 1x13W TC-TEL / GX24q-1	White		
850503	LEO 120 - 1326F beam 4° / 4° 1x13W TC-TEL / GX24q-1	Anthracite		
850502	LEO 120 - 1327F beam 4° / 4° 1x13W TC-TEL / GX24q-1	Grey		

				<p>HIT-TC-CE OSRAM: HCI-TF GU6,5 PHILIPS: -</p> <p>TC-TEL OSRAM: DULUX T / E PHILIPS: PL-T / 4P</p>	<p><b>LEO 120</b> Beam 4° (WALL LIGHTING)</p>

PRICE LIST				
CODE	DESCRIPTION	COLOUR		
850511	LEO 120 - 2041E beam 4° 1x20W HIT-TC-CE / GU6,5	White		
850513	LEO 120 - 2046E beam 4° 1x20W HIT-TC-CE / GU6,5	Anthracite		
850512	LEO 120 - 2047E beam 4° 1x20W HIT-TC-CE / GU6,5	Grey		

				<p>HIT-TC-CE OSRAM: HCI-TF GU6,5 PHILIPS: -</p> <p>TC-TEL OSRAM: DULUX T / E PHILIPS: PL-T / 4P</p>	<p><b>LEO 120</b> Beam 35° (WALL LIGHTING)</p>


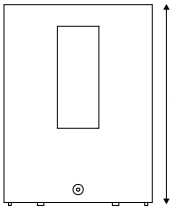
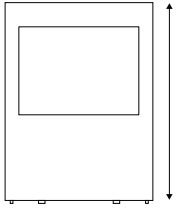


PRICE LIST				
CODE	DESCRIPTION	COLOUR		
850521	LEO 120 - 2041B beam 35° 1x20W HIT-TC-CE / GU6,5	White		
850523	LEO 120 - 2046B beam 35° 1x20W HIT-TC-CE / GU6,5	Anthracite		
850522	LEO 120 - 2047B beam 35° 1x20W HIT-TC-CE / GU6,5	Grey		


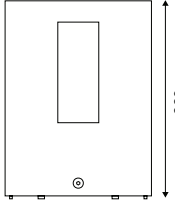
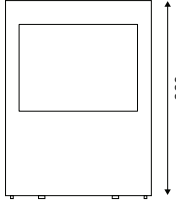
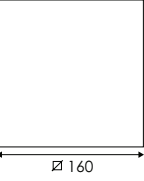

				<p>HIT-TC-CE OSRAM: HCI-TF GU6,5 PHILIPS: -</p>	<p><b>LEO 120</b> Beam 75° (WALL LIGHTING)</p>


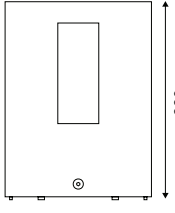
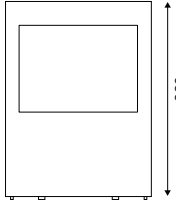
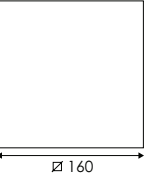

PRICE LIST				
CODE	DESCRIPTION	COLOUR		
850531	LEO 120 - 2041F beam 75° 1x20W HIT-TC-CE / GU6,5	White		
850533	LEO 120 - 2046F beam 75° 1x20W HIT-TC-CE / GU6,5	Anthracite		
850532	LEO 120 - 2047F beam 75° 1x20W HIT-TC-CE / GU6,5	Grey		


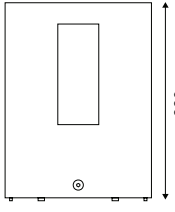
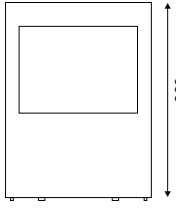
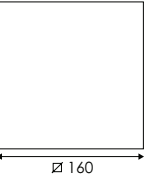



To ensure the degree of protection use only suitable flexible cables like the class H07RN-F or similar.

				 OSRAM: DULUX T / E PHILIPS: PL-T / 4P	<b>LEO 120</b> Beam 75° (WALL LIGHTING)
					<ul style="list-style-type: none"> <li>• Die-cast aluminium body.</li> <li>• Refractive clear glass</li> </ul>
<b>PRICE LIST</b>					
CODE	DESCRIPTION			COLOUR	
850541	LEO 120 - 1341F	beam 75°	1x13W TC-TEL / GX24q-1	White	
850543	LEO 120 - 1346F	beam 75°	1x13W TC-TEL / GX24q-1	Anthracite	
850542	LEO 120 - 1347F	beam 75°	1x13W TC-TEL / GX24q-1	Grey	

				 OSRAM: HCI-T PHILIPS: CDM-T	<b>LEO 160</b> Beam 4° (WALL LIGHTING)
					<ul style="list-style-type: none"> <li>• Die-cast aluminium body.</li> <li>• Refractive clear glass</li> </ul>
<b>PRICE LIST</b>					
CODE	DESCRIPTION			COLOUR	
850701	LEO 160 - 3511E	beam 4°	1x35W HIT-CE / G12	White	
850703	LEO 160 - 3516E	beam 4°	1x35W HIT-CE / G12	Anthracite	
850702	LEO 160 - 3517E	beam 4°	1x35W HIT-CE / G12	Grey	

				 OSRAM: HCI-T PHILIPS: CDM-T	<b>LEO 160</b> Beam 35° (WALL LIGHTING)
					<ul style="list-style-type: none"> <li>• Die-cast aluminium body.</li> <li>• Refractive clear glass</li> </ul>
<b>PRICE LIST</b>					
CODE	DESCRIPTION			COLOUR	
850711	LEO 160 - 3511B	beam 35°	1x35W HIT-CE / G12	White	
850713	LEO 160 - 3516B	beam 35°	1x35W HIT-CE / G12	Anthracite	
850712	LEO 160 - 3517B	beam 35°	1x35W HIT-CE / G12	Grey	

				 OSRAM: HCI-T PHILIPS: CDM-T	<b>LEO 160</b> Beam 75° (WALL LIGHTING)
					<ul style="list-style-type: none"> <li>• Die-cast aluminium body.</li> <li>• Refractive clear glass</li> </ul>
<b>PRICE LIST</b>					
CODE	DESCRIPTION			COLOUR	
850721	LEO 160 - 3511F	beam 75°	1x35W HIT-CE / G12	White	
850723	LEO 160 - 3516F	beam 75°	1x35W HIT-CE / G12	Anthracite	
850722	LEO 160 - 3517F	beam 75°	1x35W HIT-CE / G12	Grey	



To ensure the degree of protection use only suitable flexible cables like the class H07RN-F or similar.