









































## SURFACE MOUNTED AND PENDANT LUMINAIRES

|  |  |                    |   |   |                    |   |  |                    |
|--|--|--------------------|---|---|--------------------|---|--|--------------------|
|    | + Accessories<br><b>Fly2 B SP</b> .....  | <b>Page</b><br>178 |    | + Accessories<br><b>3F CANDA 2MG</b> .....          | <b>Page</b><br>181 |    | + Accessory<br><b>PRISMA P2S</b> .....       | <b>Page</b><br>188 |
|    | + Accessories<br><b>Fly2 GR SP</b> ..... | <b>Page</b><br>178 |    | + Accessories<br><b>3F CANDA 2S</b> .....           | <b>Page</b><br>181 |    | + Accessory<br><b>PRISMA P3M</b> .....       | <b>Page</b><br>189 |
|    | + Accessories<br><b>Fly2 B OP</b> .....  | <b>Page</b><br>178 |    | + Accessories<br><b>3F CANDA SP</b> .....           | <b>Page</b><br>182 |    | + Accessory<br><b>PRISMA P3V</b> .....       | <b>Page</b><br>190 |
|    | + Accessories<br><b>Fly2 GR OP</b> ..... | <b>Page</b><br>179 |    | + Accessories<br><b>3F CANDA WW</b> .....           | <b>Page</b><br>182 |    | + Accessory<br><b>PRISMA PSP</b> .....       | <b>Page</b><br>191 |
|    | <b>WAVE</b> .....                        | <b>Page</b><br>179 |    | + Accessories<br><b>3F CANDA DI 2MG</b> .....       | <b>Page</b><br>182 |    | + Accessory<br><b>PRISMA PSP0</b> .....      | <b>Page</b><br>192 |
|  | <b>TOXON</b> .....                       | <b>Page</b><br>179 |  | + Accessories<br><b>3F CANDA DI 2S</b> .....        | <b>Page</b><br>183 |  | + Accessory<br><b>PRISMA PSP IP54</b> .....  | <b>Page</b><br>193 |
|  | <b>QP 2 Plexi with spots</b> .....       | <b>Page</b><br>180 |  | + Accessories<br><b>3F CANDA DI 2MG AS WW</b> ..... | <b>Page</b><br>183 |  | + Accessory<br><b>PRISMA PSP0 IP54</b> ..... | <b>Page</b><br>194 |
|  | <b>VOLARIS Plexi</b> .....               | <b>Page</b><br>180 |  | + Accessories<br><b>3F CANDA DI SP</b> .....        | <b>Page</b><br>183 |  | <b>364 P2M</b> .....                         | <b>Page</b><br>195 |
|  | <b>VOLARIS Plexi with spots</b> .....    | <b>Page</b><br>180 |  | + Accessories<br><b>3F CANDA Quadrato 2MG</b> ..... | <b>Page</b><br>184 |  | <b>364 P2S</b> .....                         | <b>Page</b><br>195 |
|  | <b>VOLARIS Louvre</b> .....              | <b>Page</b><br>180 |  | + Accessories<br><b>3F CANDA Quadrato SP</b> .....  | <b>Page</b><br>184 |  | <b>364 P3M</b> .....                         | <b>Page</b><br>195 |
|  | <b>VOLARIS Louvre with spots</b> .....   | <b>Page</b><br>181 |  | + Accessory<br><b>PRISMA P2M</b> .....              | <b>Page</b><br>187 |  | <b>364 P3V</b> .....                         | <b>Page</b><br>196 |

## SURFACE MOUNTED AND PENDANT LUMINAIRES


|  |             |   |             |
|--|-------------|---|-------------|
|    | <b>Page</b> |  | <b>Page</b> |
| 364 PSP .....  | 196         | SOFT LIGHT P 682 .....  | 201         |
|    | <b>Page</b> |  | <b>Page</b> |
| 364 PSPO .....   | 196         | <b>News</b><br>PST 632 .....  | 201         |
|    | <b>Page</b> |   |             |
| 364 PSP IP54 .....   | 197         |   |             |
|    | <b>Page</b> |   |             |
| 364 PSP IP54 .....   | 197         |   |             |
|    | <b>Page</b> |   |             |
| LSV .....  | 198         |   |             |
|  | <b>Page</b> |   |             |
| ZERO 3 .....   | 198         |   |             |
|  | <b>Page</b> |   |             |
| ZERO 3 IP54 .....  | 199         |   |             |
|  | <b>Page</b> |   |             |
| + Accessory<br>UNO .....   | 199         |   |             |
|  | <b>Page</b> |   |             |
| KORM .....   | 200         |   |             |
|  | <b>Page</b> |   |             |
| VOLARIS QUADRO .....   | 200         |   |             |
|  | <b>Page</b> |   |             |
| MLM .....  | 200         |   |             |



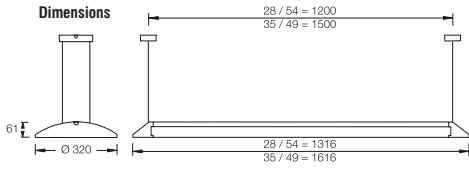
## SURFACE MOUNTED AND PENDANT LUMINAIRES

---





**Dimensions**




OSRAM: T5  
PHILIPS: TL5


Housing in painted aluminium.

Upper diffuser in transparent polycarbonate and lower diffuser in PMMA transparent methacrylate.

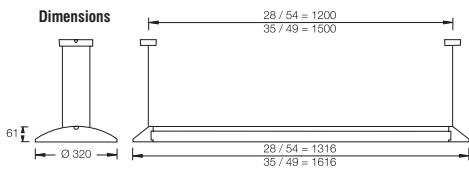
**Fly2 B SP**  
(PENDANT LUMINAIRES)



|         |                                 |        | PRICE LIST         |
|---------|---------------------------------|--------|--------------------|
| CODE    | DESCRIPTION                     | COLOUR | Electronic ballast |
| 3F15470 | FLY2 B 2x28W T16 LD SP 15470    | White  |                    |
| 3F15471 | FLY2 B 2x54W T16 LD SP 15471    | White  |                    |
| 3F15472 | FLY2 B 2x35W T16 LD SP 15472    | White  |                    |
| 3F15473 | FLY2 B 2x49W T16 LD SP 15473    | White  |                    |
| 3F15477 | FLY2 B 4x35W T16 LD DA SP 15477 | White  |                    |
| 3F15478 | FLY2 B 4x49W T16 LD DA SP 15478 | White  |                    |



**Dimensions**




OSRAM: T5  
PHILIPS: TL5


Housing in painted aluminium.

Upper diffuser in transparent polycarbonate and lower diffuser in PMMA transparent methacrylate.

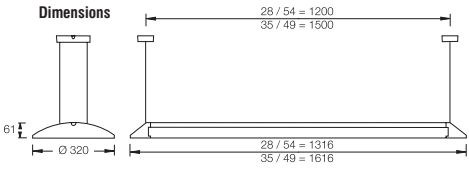
**Fly2 GR SP**  
(PENDANT LUMINAIRES)



|         |                                  |        | PRICE LIST         |
|---------|----------------------------------|--------|--------------------|
| CODE    | DESCRIPTION                      | COLOUR | Electronic ballast |
| 3F15740 | FLY2 GR 2x28W T16 LD SP 15740    | Titan  |                    |
| 3F15741 | FLY2 GR 2x54W T16 LD SP 15741    | Titan  |                    |
| 3F15742 | FLY2 GR 2x35W T16 LD SP 15742    | Titan  |                    |
| 3F15743 | FLY2 GR 2x49W T16 LD SP 15743    | Titan  |                    |
| 3F15747 | FLY2 GR 4x35W T16 LD DA SP 15747 | Titan  |                    |
| 3F15748 | FLY2 GR 4x49W T16 LD DA SP 15748 | Titan  |                    |



**Dimensions**




OSRAM: T5  
PHILIPS: TL5


Housing in painted aluminium.

Upper diffuser in transparent polycarbonate and lower diffuser in PMMA opal methacrylate.

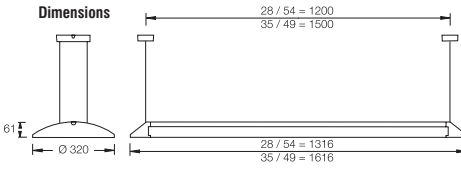
**Fly2 B OP**  
(PENDANT LUMINAIRES)



|         |                                 |        | PRICE LIST         |
|---------|---------------------------------|--------|--------------------|
| CODE    | DESCRIPTION                     | COLOUR | Electronic ballast |
| 3F15380 | FLY2 B 2x28W T16 LD OP 15380    | White  |                    |
| 3F15381 | FLY2 B 2x54W T16 LD OP 15381    | White  |                    |
| 3F15382 | FLY2 B 2x35W T16 LD OP 15382    | White  |                    |
| 3F15383 | FLY2 B 2x49W T16 LD OP 15383    | White  |                    |
| 3F15387 | FLY2 B 4x35W T16 LD DA OP 15387 | White  |                    |
| 3F15388 | FLY2 B 4x49W T16 LD DA OP 15388 | White  |                    |



**Dimensions**




28 / 54 = 1200  
35 / 49 = 1500

28 / 54 = 1316  
35 / 49 = 1616


Ø 320

61



OSRAM: T5  
PHILIPS: TL5


**Fly2 GR OP**  
(PENDANT LUMINAIRE)




Housing in painted aluminium.

Upper diffuser in transparent polycarbonate and lower diffuser in PMMA opal methacrylate.

| CODE    |                            |       | DESCRIPTION |  |  | COLOUR |  |  | PRICE LIST         |  |  |
|---------|----------------------------|-------|-------------|--|--|--------|--|--|--------------------|--|--|
|         |                            |       |             |  |  |        |  |  | Electronic ballast |  |  |
| 3F15650 | FLY2 GR 2x28W T16 LD OP    | 15650 |             |  |  |        |  |  |                    |  |  |
| 3F15651 | FLY2 GR 2x54W T16 LD OP    | 15651 |             |  |  |        |  |  |                    |  |  |
| 3F15652 | FLY2 GR 2x35W T16 LD OP    | 15652 |             |  |  |        |  |  |                    |  |  |
| 3F15653 | FLY2 GR 2x49W T16 LD OP    | 15653 |             |  |  |        |  |  |                    |  |  |
| 3F15657 | FLY2 GR 4x35W T16 LD DA OP | 15657 |             |  |  |        |  |  |                    |  |  |
| 3F15658 | FLY2 GR 4x49W T16 LD DA OP | 15658 |             |  |  |        |  |  |                    |  |  |




Adjustable suspension





Linear connecting element

**FLY2 - Direct / Indirect**  
(ACCESSORIES)

| CODE    |  |       | DESCRIPTION                            |  |  | COLOUR |  |  | PRICE LIST         |  |  |
|---------|--|-------|--|--|--|--------|--|--|--------------------|--|--|
|         |  |       |  |  |  |        |  |  | Electronic ballast |  |  |
|         |  |       | <b>Adjustable suspension</b> length 1m |  |  |        |  |  |                    |  |  |
| 3F01318 | Unwired                                      | 01318 |  |  |  |        |  |  |                    |  |  |
| 3F01325 | Wired with type H05VV-F 5x1,5mm <sup>2</sup> | 01325 |  |  |  |        |  |  |                    |  |  |
| 802123  | Reel of stainless steel cable length 100m    | 0620  |  |  |  |        |  |  |                    |  |  |
| 802124  | Clamps n° 100 pcs                            | 0622  |  |  |  |        |  |  |                    |  |  |
|         |  |       | <b>Linear connecting element</b>       |  |  |        |  |  |                    |  |  |
| 3F01353 | Element                                      | 01353 |  |  |  |        |  |  |                    |  |  |









OSRAM: T5  
PHILIPS: TL5

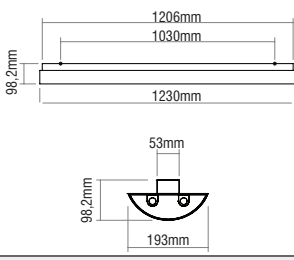
**WAVE**  
(PENDANT LUMINAIRE)




- Housing in aluminium painted electrostatically in titan or black colour.
- Prismatic protection glass.
- Adjustable suspension from steel wire rope.

| CODE  |                |             |  | DESCRIPTION |  |  |  | DIMENSIONS |  |  |  | COLOUR             |  |  |  | PRICE LIST |  |  |  |
|-------|----------------|-------------|--|-------------|--|--|--|------------|--|--|--|--------------------|--|--|--|------------|--|--|--|
|       |                |             |  |             |  |  |  |            |  |  |  | Electronic ballast |  |  |  |            |  |  |  |
| 82602 | WAVE 2x39W T16 | 258x1005x55 |  |             |  |  |  |            |  |  |  |                    |  |  |  |            |  |  |  |
| 82604 | WAVE 2x54W T16 | 258x1305x55 |  |             |  |  |  |            |  |  |  |                    |  |  |  |            |  |  |  |
| 82607 | WAVE 2x80W T16 | 258x1605x55 |  |             |  |  |  |            |  |  |  |                    |  |  |  |            |  |  |  |
| 82608 | WAVE 4x14W T16 | 709x709x55  |  |             |  |  |  |            |  |  |  |                    |  |  |  |            |  |  |  |








OSRAM: T5  
PHILIPS: TL5

**TOXON**  
(PENDANT LUMINAIRE)



- Steel base painted electrostatically in titan colour.
- Opal Plexi glass cover.
- Adjustable suspension from steel wire rope.

| CODE   |                 |             |  | DESCRIPTION |  |  |  | DIMENSIONS |  |  |  | COLOUR             |  |  |  | PRICE LIST |  |  |  |
|--------|-----------------|-------------|--|-------------|--|--|--|------------|--|--|--|--------------------|--|--|--|------------|--|--|--|
|        |                 |             |  |             |  |  |  |            |  |  |  | Electronic ballast |  |  |  |            |  |  |  |
| 827201 | TOXON 2x54W T16 | 193x1230x87 |  |             |  |  |  |            |  |  |  |                    |  |  |  |            |  |  |  |

**Colour Codes:**

- 1 White 2 Titan 3 Black 4 Chrome 5 matt Alum. 6 Gold 7 matt Gold 8 Bronze 9 Anodized

170mm  
85mm  
210mm

85mm  
40mm

18W=968mm / 24W=917mm  
36W=1568mm / 54W=1517mm  
58W=1868 / 80W=1817mm

OSRAM: T8  
PHILIPS: TL-D

OSRAM: T5  
PHILIPS: TL5

QR111 OSRAM: HALOSPOT 111  
PHILIPS: ALULINE 111

- Housing in aluminium painted electrostatically in titan or black colour.
- Upper diffuser in transparent methacrylate and lower diffuser in prismatic protection glass or opal methacrylate cover.

**QP 2 Plexi with spots**  
(PENDANT LUMINAIRES)

IP 20 CE F

|       |                                  |               |              | PRICE LIST         |
|-------|----------------------------------|---------------|--------------|--------------------|
| CODE  | DESCRIPTION                      | DIMENSIONS    | COLOUR       | Electronic ballast |
| 82401 | QP 2 PLEXI 2x18W T26+2x50W QR111 | 210x 968x40mm | Titan, Black |                    |
| 82402 | QP 2 PLEXI 2x36W T26+2x50W QR111 | 210x1568x40mm | Titan, Black |                    |
| 82403 | QP 2 PLEXI 2x58W T26+2x50W QR111 | 210x1868x40mm | Titan, Black |                    |
| 82404 | QP 2 PLEXI 2x24W T16+2x50W QR111 | 210x 917x40mm | Titan, Black |                    |
| 82409 | QP 2 PLEXI 2x54W T16+2x50W QR111 | 210x1517x40mm | Titan, Black |                    |
| 82412 | QP 2 PLEXI 2x80W T16+2x50W QR111 | 210x1817x40mm | Titan, Black |                    |

98mm  
50mm  
212mm

50mm

39W=953mm  
28-54W=1253mm / 35-80W=1553mm

OSRAM: T5  
PHILIPS: TL5

- Housing in aluminium painted electrostatically in titan or black colour.
- Upper diffuser in transparent methacrylate and lower diffuser in prismatic protection glass or opal methacrylate cover.

**VOLARIS Plexi**  
(PENDANT LUMINAIRES)

IP 40 CE F

|       |                         |             |              | PRICE LIST         |
|-------|-------------------------|-------------|--------------|--------------------|
| CODE  | DESCRIPTION             | DIMENSIONS  | COLOUR       | Electronic ballast |
| 82510 | VOLARIS PLEXI 2x39W T16 | 212x 953x50 | Titan, Black |                    |
| 82512 | VOLARIS PLEXI 2x54W T16 | 212x1253x50 | Titan, Black |                    |
| 82515 | VOLARIS PLEXI 2X80W T16 | 212x1553x50 | Titan, Black |                    |

98mm  
50mm  
212mm

50mm

39W=1270mm  
54W=1570mm / 80W=1870mm

OSRAM: T5  
PHILIPS: TL5

QR111 OSRAM: HALOSPOT 111  
PHILIPS: ALULINE 111

- Housing in aluminium painted electrostatically in titan or black colour.
- Upper diffuser in transparent methacrylate and lower diffuser in prismatic protection glass or opal methacrylate cover.

**VOLARIS Plexi with spots**  
(PENDANT LUMINAIRES)

IP 20 CE F

|       |                                     |             |              | PRICE LIST         |
|-------|-------------------------------------|-------------|--------------|--------------------|
| CODE  | DESCRIPTION                         | DIMENSIONS  | COLOUR       | Electronic ballast |
| 82520 | VOLARIS PLEXI 2x39W T16+2x50W QR111 | 212x1270x50 | Titan, Black |                    |
| 82522 | VOLARIS PLEXI 2x54W T16+2x50W QR111 | 212x1570x50 | Titan, Black |                    |
| 82525 | VOLARIS PLEXI 2X80W T16+2x50W QR111 | 212x1870x50 | Titan, Black |                    |

57mm  
50mm  
171mm

50mm

39W=953mm  
28-54W=1253mm / 35-80W=1553mm

OSRAM: T5  
PHILIPS: TL5

- Housing in aluminium painted electrostatically in titan or black colour.
- Parabolic reflector from high purity specular aluminium.

**VOLARIS Louvre**  
(PENDANT LUMINAIRES)

IP 20 CE F

|       |                          |             |              | PRICE LIST         |
|-------|--------------------------|-------------|--------------|--------------------|
| CODE  | DESCRIPTION              | DIMENSIONS  | COLOUR       | Electronic ballast |
| 82530 | VOLARIS LOUVRE 2x39W T16 | 171x 953x50 | Titan, Black |                    |
| 82532 | VOLARIS LOUVRE 2x54W T16 | 171x1253x50 | Titan, Black |                    |
| 82535 | VOLARIS LOUVRE 2X80W T16 | 171x1553x50 | Titan, Black |                    |

**Colour Codes:**

- 1 White 2 Titan 3 Black 4 Chrome 5 matt Alum. 6 Gold 7 matt Gold 8 Bronze 9 Anodized

OSRAM: T5  
PHILIPS: TL5

OSRAM: HALOSPOT 111  
PHILIPS: ALULINE 111

- Housing in aluminium painted electrostatically in titan or black colour.
- Parabolic reflector from high purity specular aluminium.

**VOLARIS Louvre with spots**  
(PENDANT LUMINAIRES)

IP 20 CE F

| PRICE LIST |                                       |             |              |
|------------|---------------------------------------|-------------|--------------|
| CODE       | DESCRIPTION                           | DIMENSIONS  | COLOUR       |
| 82540      | VOLARIS LOUVRE 2x39W T16+2x 50W QR111 | 233x1300x50 | Titan, Black |
| 82542      | VOLARIS LOUVRE 2x54W T16+2x 50W QR111 | 233x1600x50 | Titan, Black |
| 82545      | VOLARIS LOUVRE 2X80W T16+2x 50W QR111 | 233x1900x50 | Titan, Black |

OSRAM: T5  
PHILIPS: TL5

OSRAM: T8  
PHILIPS: TL-D

Parabolic **louvre 2MG** from anodized non iridescent **specular** aluminium.

**3F CANDA 2MG**  
(SURFACE MOUNTED AND PENDANT LUMINAIRES)

CE F IP 20

| PRICE LIST             |        |        |                                    |       |                    |       |
|------------------------|--------|--------|------------------------------------|-------|--------------------|-------|
| DESCRIPTION            |        | COLOUR | Conventional ballast and capacitor |       | Electronic ballast |       |
|                        |        |        | CODE                               | PRICE | CODE               | PRICE |
| 3F CANDA 1x28W T16 2MG | 166021 | White  |                                    |       | 821113             |       |
| 3F CANDA 1x35W T16 2MG | 166023 | White  |                                    |       | 821114             |       |
| 3F CANDA 2x28W T16 2MG | 166027 | White  |                                    |       | 821109             |       |
| 3F CANDA 2x35W T16 2MG | 166029 | White  |                                    |       | 821112             |       |
| 3F CANDA 1x36W T26 2MG | 160786 | White  | 821115                             |       |                    |       |
| 3F CANDA 1x58W T26 2MG | 160787 | White  | 821116                             |       |                    |       |
| 3F CANDA 2x36W T26 2MG | 160789 | White  | 821101                             |       |                    |       |
| 3F CANDA 2x58W T26 2MG | 160790 | White  | 821102                             |       |                    |       |

OSRAM: T5  
PHILIPS: TL5

OSRAM: T8  
PHILIPS: TL-D

Parabolic **louvre 2S** from anodized non iridescent **semi-glossy** aluminium


**3F CANDA 2S**  
(SURFACE MOUNTED AND PENDANT LUMINAIRES)

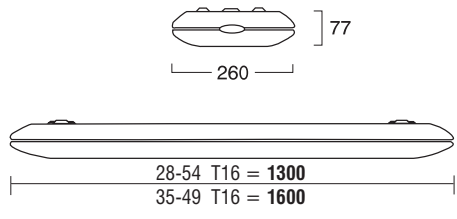
CE F IP 20


| PRICE LIST            |        |        |                                    |       |                    |       |
|-----------------------|--------|--------|------------------------------------|-------|--------------------|-------|
| DESCRIPTION           |        | COLOUR | Conventional ballast and capacitor |       | Electronic ballast |       |
|                       |        |        | CODE                               | PRICE | CODE               | PRICE |
| 3F CANDA 1x28W T16 2S | 165661 | White  |                                    |       | 821210             |       |
| 3F CANDA 1x35W T16 2S | 165663 | White  |                                    |       | 821211             |       |
| 3F CANDA 2x28W T16 2S | 165667 | White  |                                    |       | 821212             |       |
| 3F CANDA 2x35W T16 2S | 165669 | White  |                                    |       | 821213             |       |
| 3F CANDA 1x36W T26 2S | 160426 | White  | 821214                             |       |                    |       |
| 3F CANDA 1x58W T26 2S | 160427 | White  | 821215                             |       |                    |       |
| 3F CANDA 2x36W T26 2S | 160429 | White  | 821201                             |       |                    |       |
| 3F CANDA 2x58W T26 2S | 160430 | White  | 821216                             |       |                    |       |

**Colour Codes:**

- 1 White 2 Titan 3 Black 4 Chrome 5 matt Alum. 6 Gold 7 matt Gold 8 Bronze 9 Anodized









OSRAM: T5  
PHILIPS: TL5

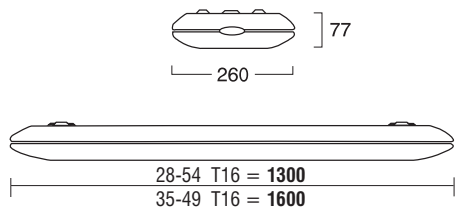
**3F CANDA SP**  
(SURFACE MOUNTED AND PENDANT LUMINAIRES)




Sp diffuser in transparent prismatic anti-glare methacrylate.  
Specular flow recuperator.

| CODE   |                       |        | DESCRIPTION |  |  | COLOUR |  | PRICE LIST         |  |  |  |
|--------|-----------------------|--------|-------------|--|--|--------|--|--------------------|--|--|--|
|        |                       |        |             |  |  |        |  | Electronic ballast |  |  |  |
| 821308 | 3F CANDA 1x28W T16 SP | 166141 |             |  |  | White  |  |                    |  |  |  |
| 821309 | 3F CANDA 1x35W T16 SP | 166143 |             |  |  | White  |  |                    |  |  |  |
| 821310 | 3F CANDA 2x28W T16 SP | 166147 |             |  |  | White  |  |                    |  |  |  |
| 821307 | 3F CANDA 2x35W T16 SP | 166149 |             |  |  | White  |  |                    |  |  |  |









OSRAM: T5  
PHILIPS: TL5

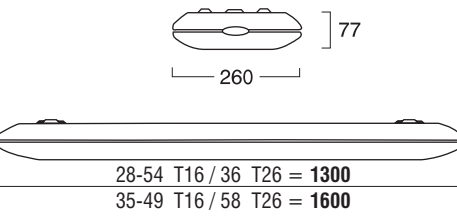
**3F CANDA WW**  
(SURFACE MOUNTED AND PENDANT LUMINAIRES)




Wall washer parabolic flow recuperator in semi-glossy aluminium


| CODE   |                       |        | DESCRIPTION |  |  | COLOUR |  | PRICE LIST         |  |  |  |
|--------|-----------------------|--------|-------------|--|--|--------|--|--------------------|--|--|--|
|        |                       |        |             |  |  |        |  | Electronic ballast |  |  |  |
| 821401 | 3F CANDA WW 1x54W T16 | 168052 | Wall Washer |  |  | White  |  |                    |  |  |  |
| 821402 | 3F CANDA WW 1x49W T16 | 168054 | Wall Washer |  |  | White  |  |                    |  |  |  |








OSRAM: T5  
PHILIPS: TL5



OSRAM: T8  
PHILIPS: TL-D

**3F CANDA DI 2MG**  
(PENDANT LUMINAIRES)



Parabolic louvre 2MG from anodized non iridescent specular aluminium.

| DESCRIPTION               |        |                   | COLOUR |  | Conventional ballast and capacitor |       | Electronic ballast |       |
|---------------------------|--------|-------------------|--------|--|------------------------------------|-------|--------------------|-------|
|                           |        |                   |        |  | CODE                               | PRICE | CODE               | PRICE |
| 3F CANDA DI 1x28W T16 2MG | 167321 | Direct - Indirect | White  |  |                                    |       | 821701             |       |
| 3F CANDA DI 1x35W T16 2MG | 167323 | Direct - Indirect | White  |  |                                    |       | 821702             |       |
| 3F CANDA DI 2x28W T16 2MG | 167327 | Direct - Indirect | White  |  |                                    |       | 821703             |       |
| 3F CANDA DI 2x35W T16 2MG | 167329 | Direct - Indirect | White  |  |                                    |       | 821704             |       |
| 3F CANDA DI 1x36W T26 2MG | 162086 | Direct - Indirect | White  |  | 821705                             |       |                    |       |
| 3F CANDA DI 1x58W T26 2MG | 162087 | Direct - Indirect | White  |  | 821706                             |       |                    |       |
| 3F CANDA DI 2x36W T26 2MG | 162089 | Direct - Indirect | White  |  | 821707                             |       |                    |       |
| 3F CANDA DI 2x58W T26 2MG | 162090 | Direct - Indirect | White  |  | 821708                             |       |                    |       |



OSRAM: T5  
PHILIPS: TL5  
  
 OSRAM: T8  
PHILIPS: TL-D  
  
 Parabolic **louvre 2S** from anodized non iridescent **semi-glossy** aluminium

**3F CANDA DI 2S**  
(PENDANT LUMINAIRES)

| DESCRIPTION              |        |                   |  | COLOUR | Conventional ballast and capacitor |       | Electronic ballast |       |
|--------------------------|--------|-------------------|--|--------|------------------------------------|-------|--------------------|-------|
|                          |        |                   |  |        | CODE                               | PRICE | CODE               | PRICE |
| 3F CANDA DI 1x28W T16 2S | 166961 | Direct - Indirect |  | White  |                                    |       | 821801             |       |
| 3F CANDA DI 1x35W T16 2S | 166963 | Direct - Indirect |  | White  |                                    |       | 821802             |       |
| 3F CANDA DI 2x28W T16 2S | 166967 | Direct - Indirect |  | White  |                                    |       | 821803             |       |
| 3F CANDA DI 2x35W T16 2S | 166969 | Direct - Indirect |  | White  |                                    |       | 821804             |       |
| 3F CANDA DI 1x36W T26 2S | 161726 | Direct - Indirect |  | White  | 821805                             |       |                    |       |
| 3F CANDA DI 1x58W T26 2S | 161727 | Direct - Indirect |  | White  | 821806                             |       |                    |       |
| 3F CANDA DI 2x36W T26 2S | 161729 | Direct - Indirect |  | White  | 821807                             |       |                    |       |
| 3F CANDA DI 2x58W T26 2S | 161730 | Direct - Indirect |  | White  | 821808                             |       |                    |       |

OSRAM: T5  
PHILIPS: TL5  
  
 Asymmetric **louvre 2MG wall washer** from anodized non iridescent specular aluminium


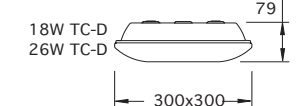
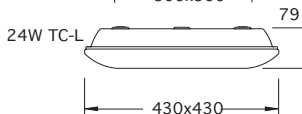
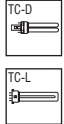

**3F CANDA DI 2MG AS WW**  
(PENDANT LUMINAIRES)


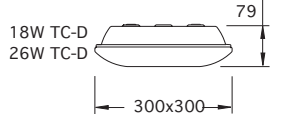
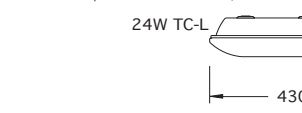
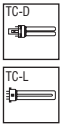

| CODE   | DESCRIPTION                            | COLOUR | Electronic ballast |
|--------|--|--------|--------------------|
| 821601 | 3F CANDA DI 1x28W T16 2MG AS WW 169011 | White  |                    |
| 821602 | 3F CANDA DI 1x35W T16 2MG AS WW 169013 | White  |                    |



OSRAM: T5  
PHILIPS: TL5  
  
**Sp diffuser**, lower in transparent prismatic anti-glare methacrylate. Upper diffuser in transparent methacrylate. Specular flow **recuperator**.


**3F CANDA DI SP**  
(PENDANT LUMINAIRES)


| CODE   | DESCRIPTION                                       | COLOUR | Electronic ballast |
|--------|---|--------|--------------------|
| 821901 | 3F CANDA DI 1x28W T16 SP 167441 Direct - Indirect | White  |                    |
| 821902 | 3F CANDA DI 1x35W T16 SP 167443 Direct - Indirect | White  |                    |
| 821903 | 3F CANDA DI 2x28W T16 SP 167447 Direct - Indirect | White  |                    |
| 821904 | 3F CANDA DI 2x35W T16 SP 167449 Direct - Indirect | White  |                    |

|  |   |  |   |   |  |
|--|---|--|---|---|--|
|            |   |  <p>18W TC-D<br/>26W TC-D</p> |  <p>24W TC-L</p> |  <p>OSRAM: DULUX D<br/>PHILIPS: PL-C</p> <p>OSRAM: DULUX L<br/>PHILIPS: PL-L</p> | <p><b>3F CANDA Quadrato 2MG</b><br/>(SURFACE MOUNTED LUMINAIRES)</p>  |
| <p>Parabolic <b>louvre 2MG</b> from anodized non iridescent <b>specular</b> aluminium.</p> |   |  |   |   |  |
| <b>PRICE LIST</b>  |   |  |   |   |  |
| <b>CODE</b>  | <b>DESCRIPTION</b>                      | <b>COLOUR</b>  | Conventional ballast and capacitor  |   |  |
| 821121   | 3F CANDA 1x18W 2MG TC-D / G24d-2 164251 | White  |   |   |  |
| 821105   | 3F CANDA 1x26W 2MG TC-D / G24d-3 164252 | White  |   |   |  |
| 821106   | 3F CANDA 2x18W 2MG TC-D / G24d-2 164254 | White  |   |   |  |
| 821107   | 3F CANDA 2x26W 2MG TC-D / G24d-3 164255 | White  |   |   |  |
| 821108   | 3F CANDA 2x24W 2MG TC-L / 2G11 164256   | White  |   |   |  |

|   |  |  |   |   |   |
|---|--|--|---|---|---|
|                                   |  |  <p>18W TC-D<br/>26W TC-D</p> |  <p>24W TC-L</p> |  <p>OSRAM: DULUX D<br/>PHILIPS: PL-C</p> <p>OSRAM: DULUX L<br/>PHILIPS: PL-L</p> | <p><b>3F CANDA Quadrato SP</b><br/>(SURFACE MOUNTED LUMINAIRES)</p>  |
| <p><b>Sp diffuser</b> in transparent prismatic anti-glare methacrylate.<br/>Specular flow <b>recuperator</b>.</p> |  |  |   |   |   |
| <b>PRICE LIST</b>   |  |  |   |   |   |
| <b>CODE</b>   | <b>DESCRIPTION</b>                     | <b>COLOUR</b>  | Conventional ballast and capacitor  |   |   |
| 821301  | 3F CANDA 1x18W SP TC-D / G24d-2 164291 | White  |   |   |   |
| 821302  | 3F CANDA 1x26W SP TC-D / G24d-3 164292 | White  |   |   |   |
| 821315  | 3F CANDA 2x18W SP TC-D / G24d-2 164294 | White  |   |   |   |
| 821316  | 3F CANDA 2x26W SP TC-D / G24d-3 164295 | White  |   |   |   |
| 821317  | 3F CANDA 2x24W SP TC-L / 2G11 164296   | White  |   |   |   |

|  |                    |   |   |   |
|--|--------------------|---|---|---|
|  |                    |  | <p><b>Bracket,</b><br/>for semi-recessed installation of 3F Canda Quadrato for false ceilings with panels 600x600, 600x1200 with exposed structure or plaster board, in hot galvanized steel.<br/>Required 1 piece per luminaire.</p> | <p><b>3F CANDA Quadrato</b><br/>ACCESSORY</p> |
| <b>PRICE LIST</b>  |                    |   |   |   |
| <b>CODE</b>  | <b>DESCRIPTION</b> | <b>COLOUR</b>   |   |   |
| 802113   | Bracket 0645       |   |   |   |

|   |                         |  |  |  |
|---|-------------------------|--|--|--|
| <p><b>A</b></p>  |                         | <p><b>Connecting element</b><br/>to form channels and branches, in white painted steel with upper holes for suspensions point E or wall bracket points I. It allows the passage of the power supply line. Polycarbonate cover. It spaces the luminaires of 40mm.</p> | <p><b>3F CANDA</b><br/>ACCESSORIES</p> |  |
| <b>PRICE LIST</b>   |                         |  |  |  |
| <b>CODE</b>   | <b>DESCRIPTION</b>      | <b>COLOUR</b>  |  |  |
| 802101  | Connecting element 0601 | white  |  |  |






|   |  |  |  |  |
|---|--|--|--|--|
| <p><b>B</b></p>  |  | <p><b>Linear connecting element</b><br/>between luminaires or between luminaires and wall, to form channels and suspended or ceiling-mounted branches, in steel with accessorizable cover, white. It allows the passage of the power supply line. Elements of desired length on request.</p> | <p><b>3F CANDA</b><br/>ACCESSORIES</p> |  |
| <b>PRICE LIST</b>   |  |  |  |  |
| <b>CODE</b>   | <b>DESCRIPTION</b>   | <b>COLOUR</b>  |  |  |
|   | <b>Linear connecting element between luminaires</b>          |  |  |  |
| 802102  | Length 200mm 0602  |  |  |  |
| 802114  | 500mm 0603   |  |  |  |
| 802115  | 1100mm 0604  |  |  |  |
|   | <b>Linear connecting element between luminaires and wall</b> |  |  |  |
| 802116  | Length 600mm 0605  |  |  |  |
| 802117  | 1100mm 0606  |  |  |  |

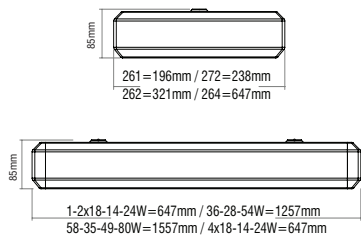

|        | <p><b>Connecting element</b><br/>for variable interdistances between luminaires or between luminaire and wall, composed of a pair of adapter cylinders and aluminium tube 1.5m long Ø20mm, which can be sectioned to any desired length, it allows the passage of the power supply line.</p> | <p><b>3F CANDA</b><br/>ACCESSORIES</p>   |      |             |        |        |                                      |  |        |                         |  |        |
|--------|--|--|------|-------------|--------|--------|--------------------------------------|--|--------|-------------------------|--|--------|
|        |  | <p><b>PRICE LIST</b></p> <table border="1"> <thead> <tr> <th>CODE</th> <th>DESCRIPTION</th> <th>COLOUR</th> </tr> </thead> <tbody> <tr> <td>802120</td> <td>Pair of cylinders for luminaire 0607</td> <td></td> </tr> <tr> <td>802121</td> <td>Tube, white colour 0608</td> <td></td> </tr> <tr> <td>802122</td> <td>Boss for wall 0609</td> <td></td> </tr> </tbody> </table> | CODE | DESCRIPTION | COLOUR | 802120 | Pair of cylinders for luminaire 0607 |  | 802121 | Tube, white colour 0608 |  | 802122 |
| CODE   | DESCRIPTION  | COLOUR   |      |             |        |        |                                      |  |        |                         |  |        |
| 802120 | Pair of cylinders for luminaire 0607   |  |      |             |        |        |                                      |  |        |                         |  |        |
| 802121 | Tube, white colour 0608  |  |      |             |        |        |                                      |  |        |                         |  |        |
| 802122 | Boss for wall 0609   |  |      |             |        |        |                                      |  |        |                         |  |        |

|  | <p><b>Fixed suspension</b><br/>with polycarbonate case, white colour, internal bracket in galvanized steel, stainless steel cables Ø1,25 mm leaded at the end for coupling on the luminaire (not on connecting element).</p> | <p><b>3F CANDA</b><br/>ACCESSORIES</p>   |      |             |        |                |  |  |        |                   |  |        |            |  |        |            |  |        |             |  |  |  |  |        |                   |  |        |            |  |        |            |  |        |
|--|--|--|------|-------------|--------|----------------|--|--|--------|-------------------|--|--------|------------|--|--------|------------|--|--------|-------------|--|--|--|--|--------|-------------------|--|--------|------------|--|--------|------------|--|--------|
|  |  | <p><b>PRICE LIST</b></p> <table border="1"> <thead> <tr> <th>CODE</th> <th>DESCRIPTION</th> <th>COLOUR</th> </tr> </thead> <tbody> <tr> <td colspan="3"><b>Unwired</b></td> </tr> <tr> <td>802103</td> <td>Length 300mm 0610</td> <td></td> </tr> <tr> <td>802104</td> <td>500mm 0611</td> <td></td> </tr> <tr> <td>802119</td> <td>800mm 0612</td> <td></td> </tr> <tr> <td>802105</td> <td>1000mm 0613</td> <td></td> </tr> <tr> <td colspan="3"><b>Wired with type H05VV-F 4x1,5mm<sup>2</sup></b></td> </tr> <tr> <td>802106</td> <td>Length 300mm 0614</td> <td></td> </tr> <tr> <td>802107</td> <td>500mm 0615</td> <td></td> </tr> <tr> <td>802118</td> <td>800mm 0616</td> <td></td> </tr> <tr> <td>802108</td> <td>1000mm 0617</td> <td></td> </tr> </tbody> </table> | CODE | DESCRIPTION | COLOUR | <b>Unwired</b> |  |  | 802103 | Length 300mm 0610 |  | 802104 | 500mm 0611 |  | 802119 | 800mm 0612 |  | 802105 | 1000mm 0613 |  | <b>Wired with type H05VV-F 4x1,5mm<sup>2</sup></b> |  |  | 802106 | Length 300mm 0614 |  | 802107 | 500mm 0615 |  | 802118 | 800mm 0616 |  | 802108 |
| CODE   | DESCRIPTION  | COLOUR   |      |             |        |                |  |  |        |                   |  |        |            |  |        |            |  |        |             |  |  |  |  |        |                   |  |        |            |  |        |            |  |        |
| <b>Unwired</b>                                     |  |  |      |             |        |                |  |  |        |                   |  |        |            |  |        |            |  |        |             |  |  |  |  |        |                   |  |        |            |  |        |            |  |        |
| 802103   | Length 300mm 0610  |  |      |             |        |                |  |  |        |                   |  |        |            |  |        |            |  |        |             |  |  |  |  |        |                   |  |        |            |  |        |            |  |        |
| 802104   | 500mm 0611   |  |      |             |        |                |  |  |        |                   |  |        |            |  |        |            |  |        |             |  |  |  |  |        |                   |  |        |            |  |        |            |  |        |
| 802119   | 800mm 0612   |  |      |             |        |                |  |  |        |                   |  |        |            |  |        |            |  |        |             |  |  |  |  |        |                   |  |        |            |  |        |            |  |        |
| 802105   | 1000mm 0613  |  |      |             |        |                |  |  |        |                   |  |        |            |  |        |            |  |        |             |  |  |  |  |        |                   |  |        |            |  |        |            |  |        |
| <b>Wired with type H05VV-F 4x1,5mm<sup>2</sup></b> |  |  |      |             |        |                |  |  |        |                   |  |        |            |  |        |            |  |        |             |  |  |  |  |        |                   |  |        |            |  |        |            |  |        |
| 802106   | Length 300mm 0614  |  |      |             |        |                |  |  |        |                   |  |        |            |  |        |            |  |        |             |  |  |  |  |        |                   |  |        |            |  |        |            |  |        |
| 802107   | 500mm 0615   |  |      |             |        |                |  |  |        |                   |  |        |            |  |        |            |  |        |             |  |  |  |  |        |                   |  |        |            |  |        |            |  |        |
| 802118   | 800mm 0616   |  |      |             |        |                |  |  |        |                   |  |        |            |  |        |            |  |        |             |  |  |  |  |        |                   |  |        |            |  |        |            |  |        |
| 802108   | 1000mm 0617  |  |      |             |        |                |  |  |        |                   |  |        |            |  |        |            |  |        |             |  |  |  |  |        |                   |  |        |            |  |        |            |  |        |

|        | <p><b>Adjustable suspension</b><br/>with polycarbonate case in white colour, internal bracket in galvanized steel cables Ø1,25 mm, 1m long leaded at one end and adjusters for coupling on the luminaire and on connecting element point A. For suspensions longer than 1m, it is necessary not only to order codes 0618-0619 but also stainless steel cables Ø1,25 mm.</p> | <p><b>3F CANDA</b><br/>ACCESSORIES</p>   |      |             |        |        |              |  |        |   |  |        |                                |  |        |
|--------|---|--|------|-------------|--------|--------|--------------|--|--------|---|--|--------|--------------------------------|--|--------|
|        |   | <p><b>PRICE LIST</b></p> <table border="1"> <thead> <tr> <th>CODE</th> <th>DESCRIPTION</th> <th>COLOUR</th> </tr> </thead> <tbody> <tr> <td>802109</td> <td>Unwired 0618</td> <td></td> </tr> <tr> <td>802110</td> <td>Wired with type H05VV-F 4x1,5mm<sup>2</sup> 0619</td> <td></td> </tr> <tr> <td>802123</td> <td>Reel of cable 100m length 0620</td> <td></td> </tr> <tr> <td>802124</td> <td>Clamps n° 100 pcs 0622</td> <td></td> </tr> </tbody> </table> | CODE | DESCRIPTION | COLOUR | 802109 | Unwired 0618 |  | 802110 | Wired with type H05VV-F 4x1,5mm <sup>2</sup> 0619 |  | 802123 | Reel of cable 100m length 0620 |  | 802124 |
| CODE   | DESCRIPTION   | COLOUR   |      |             |        |        |              |  |        |   |  |        |                                |  |        |
| 802109 | Unwired 0618  |  |      |             |        |        |              |  |        |   |  |        |                                |  |        |
| 802110 | Wired with type H05VV-F 4x1,5mm <sup>2</sup> 0619   |  |      |             |        |        |              |  |        |   |  |        |                                |  |        |
| 802123 | Reel of cable 100m length 0620  |  |      |             |        |        |              |  |        |   |  |        |                                |  |        |
| 802124 | Clamps n° 100 pcs 0622  |  |      |             |        |        |              |  |        |   |  |        |                                |  |        |

|        | <p><b>Spacers</b><br/>for reflected light luminaires, space 3F Canda linear luminaires of 60 mm from the ceiling. Realized in polycarbonate, white colour, with bracket in galvanized steel, white power-supply cable type H05VV-F 4x1.5 mm<sup>2</sup>. To be fixed directly on the luminaire at 600 mm centre distance. Installation also possible on false ceilings with exposed profile. Two spacers each luminaire are always necessary, even for channel installations.</p> | <p><b>3F CANDA</b><br/>ACCESSORIES</p>  |      |             |        |        |
|--------|---|---|------|-------------|--------|--------|
|        |   | <p><b>PRICE LIST</b></p> <table border="1"> <thead> <tr> <th>CODE</th> <th>DESCRIPTION</th> <th>COLOUR</th> </tr> </thead> <tbody> <tr> <td>802111</td> <td>Pair of Spacers 0623</td> <td></td> </tr> </tbody> </table> | CODE | DESCRIPTION | COLOUR | 802111 |
| CODE   | DESCRIPTION   | COLOUR  |      |             |        |        |
| 802111 | Pair of Spacers 0623  |   |      |             |        |        |

|   |                                     |        | <b>3F CANDA</b><br>ACCESSORIES |
|--|-------------------------------------|--------|--------------------------------|
| <b>Boss with Rose</b><br>86mm for power-supply connection, in white polycarbonate, white linear power-supply cable type H05VV-F 4x1.5 mm <sup>2</sup> , length 2 m.  |                                     |        |                                |
|  |                                     |        | <b>PRICE LIST</b>              |
| CODE   | DESCRIPTION                         | COLOUR |                                |
| 603410   | Boss with Rose 0130                 |        |                                |
|   |                                     |        | <b>3F CANDA</b><br>ACCESSORIES |
| <b>Bracket sliding on the housing,</b><br>in white painted steel, for free positioning of mounting at the ceiling or suspended. Necessary suspensions D or E.  |                                     |        |                                |
|  |                                     |        | <b>PRICE LIST</b>              |
| CODE   | DESCRIPTION                         | COLOUR |                                |
| 802112   | Bracket sliding on the housing 0629 |        |                                |
|   |                                     |        | <b>3F CANDA</b><br>ACCESSORIES |
| <b>Pair of wall-mounting elements,</b><br>in white painted steel and white polycarbonate cover, spaces the luminaires of 28 mm from the wall. Mounting on the housing side and on the connecting element A in channel solutions. |                                     |        |                                |
|  |                                     |        | <b>PRICE LIST</b>              |
| CODE   | DESCRIPTION                         | COLOUR |                                |
| 802128   | Pair of elements 0631               |        |                                |
|   |                                     |        | <b>3F CANDA</b><br>ACCESSORIES |
| <b>5-pole cascade connection line,</b><br>stiff cable H07V2-U, HT 90 °C, 1.5 mm <sup>2</sup> , terminal blocks with connection capacity 2x2.5 mm <sup>2</sup> .  |                                     |        |                                |
|  |                                     |        | <b>PRICE LIST</b>              |
| CODE   | DESCRIPTION                         | COLOUR |                                |
|  | <b>for luminaire length</b>         |        |                                |
| 802125   | 1300mm 0634                         |        |                                |
| 802126   | 1600mm 0635                         |        |                                |
|   |                                     |        | <b>3F CANDA</b><br>ACCESSORIES |
| <b>5-pole terminal block,</b><br>connection capacity from 2.5 to 6 mm <sup>2</sup> , on galvanized steel bracket for cascade connection lines.   |                                     |        |                                |
|  |                                     |        | <b>PRICE LIST</b>              |
| CODE   | DESCRIPTION                         | COLOUR |                                |
| 802127   | 5-pole terminal block 0636          |        |                                |



- |                                      |                                 |
|--------------------------------------|---------------------------------|
| OSRAM: T8<br>PHILIPS: TL-D           | OSRAM: T5<br>PHILIPS: TL5       |
| OSRAM: DULUX S<br>PHILIPS: PL-S      | OSRAM: DULUX L<br>PHILIPS: PL-L |
| OSRAM: DULUX S/E<br>PHILIPS: PL-S/4P |                                 |

**PRISMA P2M**  
(SURFACE MOUNTED AND PENDANT LUMINAIRES)

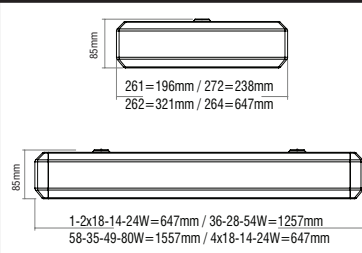

Parabolic louvre 2M from anodized non iridescent specular aluminium.



**PRICE LIST**

| DESCRIPTION               | DIMENSIONS   | COLOUR | Conventional ballast and capacitor |       | Electronic ballast |       |
|---------------------------|--------------|--------|------------------------------------|-------|--------------------|-------|
|                           |              |        | CODE                               | PRICE | CODE               | PRICE |
| P2M 261x18W T26           | 196x 647x 85 | White  | 221012                             |       | 221013             |       |
| P2M 261x36W T26           | 196x1257x85  | White  | 221112                             |       | 221113             |       |
| P2M 261x58W T26           | 196x1557x85  | White  | 221152                             |       | 221153             |       |
| P2M 262x18W T26           | 321x 647x85  | White  | 241022                             |       | 241023             |       |
| P2M 262x36W T26           | 321x1257x85  | White  | 241122                             |       | 241123             |       |
| P2M 262x58W T26           | 321x1557x85  | White  | 241162                             |       | 241163             |       |
| P2M 264x18W T26           | 647x 647x 85 | White  | 241042                             |       | 241043             |       |
| P2M 272x18W T26           | 238x 647x 85 | White  | 231022                             |       | 231023             |       |
| P2M 272x36W T26           | 238x1257x85  | White  | 231122                             |       | 231123             |       |
| P2M 272x58W T26           | 238x1557x85  | White  | 231162                             |       | 231163             |       |
| P2M 261x14W T16           | 196x 647x 85 | White  |                                    |       | 221173             |       |
| P2M 261x24W T16           | 196x 647x 85 | White  |                                    |       | 221273             |       |
| P2M 261x28W T16           | 196x1257x85  | White  |                                    |       | 221233             |       |
| P2M 261x54W T16           | 196x1257x85  | White  |                                    |       | 221353             |       |
| P2M 261x35W T16           | 196x1557x85  | White  |                                    |       | 221253             |       |
| P2M 261x49W T16           | 196x1557x85  | White  |                                    |       | 221333             |       |
| P2M 261x80W T16           | 196x1557x85  | White  |                                    |       | 221393             |       |
| P2M 262x14W T16           | 321x 647x85  | White  |                                    |       | 241183             |       |
| P2M 262x24W T16           | 321x 647x85  | White  |                                    |       | 241283             |       |
| P2M 262x28W T16           | 321x1257x85  | White  |                                    |       | 241243             |       |
| P2M 262x54W T16           | 321x1257x85  | White  |                                    |       | 241363             |       |
| P2M 262x35W T16           | 321x1557x85  | White  |                                    |       | 241263             |       |
| P2M 262x49W T16           | 321x1557x85  | White  |                                    |       | 241343             |       |
| P2M 262x80W T16           | 321x1557x85  | White  |                                    |       | 241403             |       |
| P2M 264x14W T16           | 647x 647x 85 | White  |                                    |       | 241203             |       |
| P2M 264x24W T16           | 647x 647x 85 | White  |                                    |       | 241303             |       |
| P2M 272x14W T16           | 238x 647x 85 | White  |                                    |       | 231183             |       |
| P2M 272x24W T16           | 238x 647x 85 | White  |                                    |       | 231283             |       |
| P2M 272x28W T16           | 238x1257x85  | White  |                                    |       | 231243             |       |
| P2M 272x54W T16           | 238x1257x85  | White  |                                    |       | 231363             |       |
| P2M 272x35W T16           | 238x1557x85  | White  |                                    |       | 231263             |       |
| P2M 272x49W T16           | 238x1557x85  | White  |                                    |       | 231343             |       |
| P2M 262x11W TC-S / TC-SEL | 321x321x85   | White  | 241782                             |       |                    |       |
| P2M 262x18W TC-L          | 321x321x85   | White  | 241422                             |       | 241423             |       |
| P2M 262x36W TC-L          | 321x518x85   | White  | 241462                             |       | 241463             |       |

Note: The preceding luminaires are also available in **TITAN** colour with **10%** extra charge on the price list.


 OSRAM: T8  
 PHILIPS: TL-D

 OSRAM: T5  
 PHILIPS: TL5

 OSRAM: DULUX S  
 PHILIPS: PL-S

 OSRAM: DULUX L  
 PHILIPS: PL-L

 OSRAM: DULUX S/E  
 PHILIPS: PL-S/4P

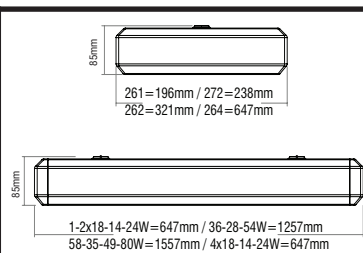
**PRISMA P2S**  
 (SURFACE MOUNTED AND PENDANT LUMINAIRES)

**Parabolic louvre 2S** from anodized non iridescent semi-glossy aluminium

**PRICE LIST**

| DESCRIPTION               | DIMENSIONS   | COLOUR | Conventional ballast and capacitor |       | Electronic ballast |       |
|---------------------------|--------------|--------|------------------------------------|-------|--------------------|-------|
|                           |              |        | CODE                               | PRICE | CODE               | PRICE |
| P2S 261x18W T26           | 196x 647x 85 | White  | 222012                             |       | 222013             |       |
| P2S 261x36W T26           | 196x1257x85  | White  | 222112                             |       | 222113             |       |
| P2S 261x58W T26           | 196x1557x85  | White  | 222152                             |       | 222153             |       |
| P2S 262x18W T26           | 321x 647x85  | White  | 242022                             |       | 242023             |       |
| P2S 262x36W T26           | 321x1257x85  | White  | 242122                             |       | 242123             |       |
| P2S 262x58W T26           | 321x1557x85  | White  | 242162                             |       | 242163             |       |
| P2S 264x18W T26           | 647x 647x 85 | White  | 242042                             |       | 242043             |       |
| P2S 272x18W T26           | 238x 647x 85 | White  | 232022                             |       | 232023             |       |
| P2S 272x36W T26           | 238x1257x85  | White  | 232122                             |       | 232123             |       |
| P2S 272x58W T26           | 238x1557x85  | White  | 232162                             |       | 232163             |       |
|                           |              |        |                                    |       |                    |       |
| P2S 261x14W T16           | 196x 647x 85 | White  |                                    |       | 222173             |       |
| P2S 261x24W T16           | 196x 647x 85 | White  |                                    |       | 222273             |       |
| P2S 261x28W T16           | 196x1257x85  | White  |                                    |       | 222233             |       |
| P2S 261x54W T16           | 196x1257x85  | White  |                                    |       | 222353             |       |
| P2S 261x35W T16           | 196x1557x85  | White  |                                    |       | 222253             |       |
| P2S 261x49W T16           | 196x1557x85  | White  |                                    |       | 222333             |       |
| P2S 261x80W T16           | 196x1557x85  | White  |                                    |       | 222393             |       |
| P2S 262x14W T16           | 321x 647x85  | White  |                                    |       | 242183             |       |
| P2S 262x24W T16           | 321x 647x85  | White  |                                    |       | 242283             |       |
| P2S 262x28W T16           | 321x1257x85  | White  |                                    |       | 242243             |       |
| P2S 262x54W T16           | 321x1257x85  | White  |                                    |       | 242363             |       |
| P2S 262x35W T16           | 321x1557x85  | White  |                                    |       | 242263             |       |
| P2S 262x49W T16           | 321x1557x85  | White  |                                    |       | 242343             |       |
| P2S 262x80W T16           | 321x1557x85  | White  |                                    |       | 242403             |       |
| P2S 264x14W T16           | 647x 647x 85 | White  |                                    |       | 242203             |       |
| P2S 264x24W T16           | 647x 647x 85 | White  |                                    |       | 242303             |       |
| P2S 272x14W T16           | 238x 647x 85 | White  |                                    |       | 232183             |       |
| P2S 272x24W T16           | 238x 647x 85 | White  |                                    |       | 232283             |       |
| P2S 272x28W T16           | 238x1257x85  | White  |                                    |       | 232243             |       |
| P2S 272x54W T16           | 238x1257x85  | White  |                                    |       | 232363             |       |
| P2S 272x35W T16           | 238x1557x85  | White  |                                    |       | 232263             |       |
| P2S 272x49W T16           | 238x1557x85  | White  |                                    |       | 232343             |       |
|                           |              |        |                                    |       |                    |       |
| P2S 262x11W TC-S / TC-SEL | 321x321x85   | White  | 242782                             |       |                    |       |
| P2S 262x18W TC-L          | 321x321x85   | White  | 242422                             |       | 242423             |       |
| P2S 262x36W TC-L          | 321x518x85   | White  | 242462                             |       | 242463             |       |

 Note: The preceding luminaires are also available in **TITAN** colour with **10%** extra charge on the price list.



OSRAM: T8  
PHILIPS: TL-D

OSRAM: T5  
PHILIPS: TL5

OSRAM: DULUX S  
PHILIPS: PL-S

OSRAM: DULUX L  
PHILIPS: PL-L

OSRAM: DULUX S/E  
PHILIPS: PL-S/4P

**Parabolic louvre 3M with square cell section from anodized non iridescent specular aluminium**

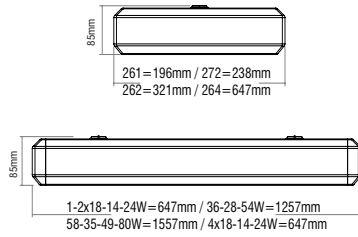
**PRISMA P3M**  
(SURFACE MOUNTED AND PENDANT LUMINAIRES)



**PRICE LIST**

| DESCRIPTION               | DIMENSIONS   | COLOUR | Conventional ballast and capacitor |       | Electronic ballast |       |
|---------------------------|--------------|--------|------------------------------------|-------|--------------------|-------|
|                           |              |        | CODE                               | PRICE | CODE               | PRICE |
| P3M 261x18W T26           | 196x 647x 85 | White  | 223012                             |       | 223013             |       |
| P3M 261x36W T26           | 196x1257x85  | White  | 223112                             |       | 223113             |       |
| P3M 261x58W T26           | 196x1557x85  | White  | 223152                             |       | 223153             |       |
| P3M 262x18W T26           | 321x 647x85  | White  | 243022                             |       | 243023             |       |
| P3M 262x36W T26           | 321x1257x85  | White  | 243122                             |       | 243123             |       |
| P3M 262x58W T26           | 321x1557x85  | White  | 243162                             |       | 243163             |       |
| P3M 264x18W T26           | 647x 647x 85 | White  | 243042                             |       | 243043             |       |
| P3M 272x18W T26           | 238x 647x 85 | White  | 233022                             |       | 233023             |       |
| P3M 272x36W T26           | 238x1257x85  | White  | 233122                             |       | 233123             |       |
| P3M 272x58W T26           | 238x1557x85  | White  | 233162                             |       | 233163             |       |
| P3M 261x14W T16           | 196x 647x 85 | White  |                                    |       | 223173             |       |
| P3M 261x24W T16           | 196x 647x 85 | White  |                                    |       | 223273             |       |
| P3M 261x28W T16           | 196x1257x85  | White  |                                    |       | 223233             |       |
| P3M 261x54W T16           | 196x1257x85  | White  |                                    |       | 223353             |       |
| P3M 261x35W T16           | 196x1557x85  | White  |                                    |       | 223253             |       |
| P3M 261x49W T16           | 196x1557x85  | White  |                                    |       | 223333             |       |
| P3M 261x80W T16           | 196x1557x85  | White  |                                    |       | 223393             |       |
| P3M 262x14W T16           | 321x 647x85  | White  |                                    |       | 243183             |       |
| P3M 262x24W T16           | 321x 647x85  | White  |                                    |       | 243283             |       |
| P3M 262x28W T16           | 321x1257x85  | White  |                                    |       | 243243             |       |
| P3M 262x54W T16           | 321x1257x85  | White  |                                    |       | 243363             |       |
| P3M 262x35W T16           | 321x1557x85  | White  |                                    |       | 243263             |       |
| P3M 262x49W T16           | 321x1557x85  | White  |                                    |       | 243343             |       |
| P3M 262x80W T16           | 321x1557x85  | White  |                                    |       | 243403             |       |
| P3M 264x14W T16           | 647x 647x 85 | White  |                                    |       | 243203             |       |
| P3M 264x24W T16           | 647x 647x 85 | White  |                                    |       | 243303             |       |
| P3M 272x14W T16           | 238x 647x 85 | White  |                                    |       | 233183             |       |
| P3M 272x24W T16           | 238x 647x 85 | White  |                                    |       | 233283             |       |
| P3M 272x28W T16           | 238x1257x85  | White  |                                    |       | 233243             |       |
| P3M 272x54W T16           | 238x1257x85  | White  |                                    |       | 233363             |       |
| P3M 272x35W T16           | 238x1557x85  | White  |                                    |       | 233263             |       |
| P3M 272x49W T16           | 238x1557x85  | White  |                                    |       | 233343             |       |
| P3M 262x11W TC-S / TC-SEL | 321x321x85   | White  | 243782                             |       |                    |       |
| P3M 262x18W TC-L          | 321x321x85   | White  | 243422                             |       | 243423             |       |
| P3M 262x36W TC-L          | 321x518x85   | White  | 243462                             |       | 243463             |       |

Note: The preceding luminaires are also available in **TITAN** colour with **10%** extra charge on the price list.



OSRAM: T8  
PHILIPS: TL-D



OSRAM: DULUX S  
PHILIPS: PL-S



OSRAM: DULUX S/E  
PHILIPS: PL-S/4P



OSRAM: T5  
PHILIPS: TL5



OSRAM: DULUX L  
PHILIPS: PL-L

**PRISMA P3V**  
(SURFACE MOUNTED AND PENDANT LUMINAIRES)


Parabolic louvre 3V with square cell section in white painted aluminium.



**PRICE LIST**

| DESCRIPTION               | DIMENSIONS   | COLOUR | Conventional ballast and capacitor |       | Electronic ballast |       |
|---------------------------|--------------|--------|------------------------------------|-------|--------------------|-------|
|                           |              |        | CODE                               | PRICE | CODE               | PRICE |
| P3V 261x18W T26           | 196x 647x 85 | White  | 224012                             |       | 224013             |       |
| P3V 261x36W T26           | 196x1257x85  | White  | 224112                             |       | 224113             |       |
| P3V 261x58W T26           | 196x1557x85  | White  | 224152                             |       | 224153             |       |
| P3V 262x18W T26           | 321x 647x85  | White  | 244022                             |       | 244023             |       |
| P3V 262x36W T26           | 321x1257x85  | White  | 244122                             |       | 244123             |       |
| P3V 262x58W T26           | 321x1557x85  | White  | 244162                             |       | 244163             |       |
| P3V 264x18W T26           | 647x 647x 85 | White  | 244042                             |       | 244043             |       |
| P3V 272x18W T26           | 238x 647x 85 | White  | 234022                             |       | 234023             |       |
| P3V 272x36W T26           | 238x1257x85  | White  | 234122                             |       | 234123             |       |
| P3V 272x58W T26           | 238x1557x85  | White  | 234162                             |       | 234163             |       |
| P3V 261x14W T16           | 196x 647x 85 | White  |                                    |       | 224173             |       |
| P3V 261x24W T16           | 196x 647x 85 | White  |                                    |       | 224273             |       |
| P3V 261x28W T16           | 196x1257x85  | White  |                                    |       | 224233             |       |
| P3V 261x54W T16           | 196x1257x85  | White  |                                    |       | 224353             |       |
| P3V 261x35W T16           | 196x1557x85  | White  |                                    |       | 224253             |       |
| P3V 261x49W T16           | 196x1557x85  | White  |                                    |       | 224333             |       |
| P3V 261x80W T16           | 196x1557x85  | White  |                                    |       | 224393             |       |
| P3V 262x14W T16           | 321x 647x85  | White  |                                    |       | 244183             |       |
| P3V 262x24W T16           | 321x 647x85  | White  |                                    |       | 244283             |       |
| P3V 262x28W T16           | 321x1257x85  | White  |                                    |       | 244243             |       |
| P3V 262x54W T16           | 321x1257x85  | White  |                                    |       | 244363             |       |
| P3V 262x35W T16           | 321x1557x85  | White  |                                    |       | 244263             |       |
| P3V 262x49W T16           | 321x1557x85  | White  |                                    |       | 244343             |       |
| P3V 262x80W T16           | 321x1557x85  | White  |                                    |       | 244403             |       |
| P3V 264x14W T16           | 647x 647x 85 | White  |                                    |       | 244203             |       |
| P3V 264x24W T16           | 647x 647x 85 | White  |                                    |       | 244303             |       |
| P3V 272x14W T16           | 238x 647x 85 | White  |                                    |       | 234183             |       |
| P3V 272x24W T16           | 238x 647x 85 | White  |                                    |       | 234283             |       |
| P3V 272x28W T16           | 238x1257x85  | White  |                                    |       | 234243             |       |
| P3V 272x54W T16           | 238x1257x85  | White  |                                    |       | 234363             |       |
| P3V 272x35W T16           | 238x1557x85  | White  |                                    |       | 234263             |       |
| P3V 272x49W T16           | 238x1557x85  | White  |                                    |       | 234343             |       |
| P3V 262x11W TC-S / TC-SEL | 321x321x85   | White  | 244782                             |       |                    |       |
| P3V 262x18W TC-L          | 321x321x85   | White  | 244422                             |       | 244423             |       |
| P3V 262x36W TC-L          | 321x518x85   | White  | 244462                             |       | 244463             |       |

Note: The preceding luminaires are also available in **TITAN** colour with **10%** extra charge on the price list.



Two packs of suspensions are required for every luminaire.

Single adjustable suspension consisting of stainless steel cable and regulators.

**SINGLE ADJUSTABLE SUSPENSION**

**PRICE LIST**

| CODE   | DESCRIPTION                  | LENGTH  |
|--------|------------------------------|---------|
| 202201 | SINGLE ADJUSTABLE SUSPENSION | max. 1m |



|  |                                      |  |                                 |
|--|--------------------------------------|--|---------------------------------|
|  | OSRAM: T8<br>PHILIPS: TL-D           |  | OSRAM: T5<br>PHILIPS: TL5       |
|  | OSRAM: DULUX S<br>PHILIPS: PL-S      |  | OSRAM: DULUX L<br>PHILIPS: PL-L |
|  | OSRAM: DULUX S/E<br>PHILIPS: PL-S/4P |  |                                 |

Flat **diffuser** from transparent **prismatic** methacrylate.  
Steel cover frame painted in white colour.

**PRISMA PSP**  
(SURFACE MOUNTED AND  
PENDANT LUMINAIRES)



**PRICE LIST**

| DESCRIPTION               | DIMENSIONS   | COLOUR | Conventional ballast and capacitor |       | Electronic ballast |       |
|---------------------------|--------------|--------|------------------------------------|-------|--------------------|-------|
|                           |              |        | CODE                               | PRICE | CODE               | PRICE |
| PSP 261x18W T26           | 196x 647x 85 | White  | 229012                             |       | 229013             |       |
| PSP 261x36W T26           | 196x1257x85  | White  | 229112                             |       | 229113             |       |
| PSP 261x58W T26           | 196x1557x85  | White  | 229152                             |       | 229153             |       |
| PSP 262x18W T26           | 321x 647x85  | White  | 249022                             |       | 249023             |       |
| PSP 262x36W T26           | 321x1257x85  | White  | 249122                             |       | 249123             |       |
| PSP 262x58W T26           | 321x1557x85  | White  | 249162                             |       | 249163             |       |
| PSP 264x18W T26           | 647x 647x 85 | White  | 249042                             |       | 249043             |       |
| PSP 272x18W T26           | 238x 647x 85 | White  | 239022                             |       | 239023             |       |
| PSP 272x36W T26           | 238x1257x85  | White  | 239122                             |       | 239123             |       |
| PSP 272x58W T26           | 238x1557x85  | White  | 239162                             |       | 239163             |       |
|                           |              |        |                                    |       |                    |       |
| PSP 261x14W T16           | 196x 647x 85 | White  |                                    |       | 229173             |       |
| PSP 261x24W T16           | 196x 647x 85 | White  |                                    |       | 229273             |       |
| PSP 261x28W T16           | 196x1257x85  | White  |                                    |       | 229233             |       |
| PSP 261x54W T16           | 196x1257x85  | White  |                                    |       | 229353             |       |
| PSP 261x35W T16           | 196x1557x85  | White  |                                    |       | 229253             |       |
| PSP 261x49W T16           | 196x1557x85  | White  |                                    |       | 229333             |       |
| PSP 261x80W T16           | 196x1557x85  | White  |                                    |       | 229393             |       |
| PSP 262x14W T16           | 321x 647x85  | White  |                                    |       | 249183             |       |
| PSP 262x24W T16           | 321x 647x85  | White  |                                    |       | 249283             |       |
| PSP 262x28W T16           | 321x1257x85  | White  |                                    |       | 249243             |       |
| PSP 262x54W T16           | 321x1257x85  | White  |                                    |       | 249363             |       |
| PSP 262x35W T16           | 321x1557x85  | White  |                                    |       | 249263             |       |
| PSP 262x49W T16           | 321x1557x85  | White  |                                    |       | 249343             |       |
| PSP 262x80W T16           | 321x1557x85  | White  |                                    |       | 249403             |       |
| PSP 264x14W T16           | 647x 647x 85 | White  |                                    |       | 249203             |       |
| PSP 264x24W T16           | 647x 647x 85 | White  |                                    |       | 249303             |       |
| PSP 272x14W T16           | 238x 647x 85 | White  |                                    |       | 239183             |       |
| PSP 272x24W T16           | 238x 647x 85 | White  |                                    |       | 239283             |       |
| PSP 272x28W T16           | 238x1257x85  | White  |                                    |       | 239243             |       |
| PSP 272x54W T16           | 238x1257x85  | White  |                                    |       | 239363             |       |
| PSP 272x35W T16           | 238x1557x85  | White  |                                    |       | 239263             |       |
| PSP 272x49W T16           | 238x1557x85  | White  |                                    |       | 239343             |       |
|                           |              |        |                                    |       |                    |       |
| PSP 262x11W TC-S / TC-SEL | 321x321x85   | White  | 249782                             |       |                    |       |
| PSP 262x18W TC-L          | 321x321x85   | White  | 249422                             |       | 249423             |       |
| PSP 262x36W TC-L          | 321x518x85   | White  | 249462                             |       | 249463             |       |

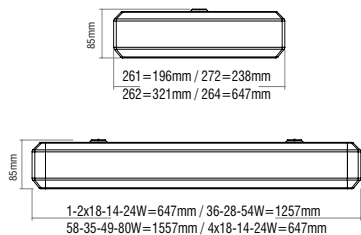
Note: The preceding luminaires are also available in **TITAN** colour with **10%** extra charge on the price list.






**Connecting element**  
to form luminous channels, in white polycarbonate, with internal bracket in galvanized steel, upper holes for suspensions and horizontal holes for the passage of power-supply lines. The connecting element is supplied with mounted tension screws and connected earth cable, and spaces the luminaires of 32 mm.

**PRISMA  
ACCESSORIES**

**PRICE LIST**

| CODE   | DESCRIPTION                     | COLOUR |
|--------|---------------------------------|--------|
| 205101 | 11EB1 for lum. width 238mm 0070 | White  |
| 205102 | 11EB2 for lum. width 321mm 0071 | White  |



|   |                                      |  |                                 |
|---|--------------------------------------|--|---------------------------------|
|  | OSRAM: T8<br>PHILIPS: TL-D           |  | OSRAM: T5<br>PHILIPS: TL5       |
|  | OSRAM: DULUX S<br>PHILIPS: PL-S      |  | OSRAM: DULUX L<br>PHILIPS: PL-L |
|  | OSRAM: DULUX S/E<br>PHILIPS: PL-S/4P |  |                                 |

**PRISMA PSPO**  
(SURFACE MOUNTED AND  
PENDANT LUMINAIRES)

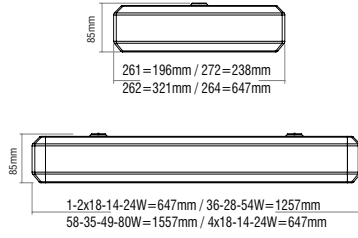



Flat **diffuser opal** methacrylate.  
Steel cover frame painted in white colour.

**PRICE LIST**

| DESCRIPTION                | DIMENSIONS   | COLOUR | Conventional ballast and capacitor |       | Electronic ballast |       |
|----------------------------|--------------|--------|------------------------------------|-------|--------------------|-------|
|                            |              |        | CODE                               | PRICE | CODE               | PRICE |
| PSPO 261x18W T26           | 196x 647x 85 | White  | 220012                             |       | 220013             |       |
| PSPO 261x36W T26           | 196x1257x85  | White  | 220112                             |       | 220113             |       |
| PSPO 261x58W T26           | 196x1557x85  | White  | 220152                             |       | 220153             |       |
| PSPO 262x18W T26           | 321x 647x85  | White  | 240022                             |       | 240023             |       |
| PSPO 262x36W T26           | 321x1257x85  | White  | 240122                             |       | 240123             |       |
| PSPO 262x58W T26           | 321x1557x85  | White  | 240162                             |       | 240163             |       |
| PSPO 264x18W T26           | 647x 647x 85 | White  | 240042                             |       | 240043             |       |
| PSPO 272x18W T26           | 238x 647x 85 | White  | 230022                             |       | 230023             |       |
| PSPO 272x36W T26           | 238x1257x85  | White  | 230122                             |       | 230123             |       |
| PSPO 272x58W T26           | 238x1557x85  | White  | 230162                             |       | 230163             |       |
|                            |              |        |                                    |       |                    |       |
| PSPO 261x14W T16           | 196x 647x 85 | White  |                                    |       | 220173             |       |
| PSPO 261x24W T16           | 196x 647x 85 | White  |                                    |       | 220273             |       |
| PSPO 261x28W T16           | 196x1257x85  | White  |                                    |       | 220233             |       |
| PSPO 261x54W T16           | 196x1257x85  | White  |                                    |       | 220353             |       |
| PSPO 261x35W T16           | 196x1557x85  | White  |                                    |       | 220253             |       |
| PSPO 261x49W T16           | 196x1557x85  | White  |                                    |       | 220333             |       |
| PSPO 261x80W T16           | 196x1557x85  | White  |                                    |       | 220393             |       |
| PSPO 262x14W T16           | 321x 647x85  | White  |                                    |       | 240183             |       |
| PSPO 262x24W T16           | 321x 647x85  | White  |                                    |       | 240283             |       |
| PSPO 262x28W T16           | 321x1257x85  | White  |                                    |       | 240243             |       |
| PSPO 262x54W T16           | 321x1257x85  | White  |                                    |       | 240363             |       |
| PSPO 262x35W T16           | 321x1557x85  | White  |                                    |       | 240263             |       |
| PSPO 262x49W T16           | 321x1557x85  | White  |                                    |       | 240343             |       |
| PSPO 262x80W T16           | 321x1557x85  | White  |                                    |       | 240403             |       |
| PSPO 264x14W T16           | 647x 647x 85 | White  |                                    |       | 240203             |       |
| PSPO 264x24W T16           | 647x 647x 85 | White  |                                    |       | 240303             |       |
| PSPO 272x14W T16           | 238x 647x 85 | White  |                                    |       | 230183             |       |
| PSPO 272x24W T16           | 238x 647x 85 | White  |                                    |       | 230283             |       |
| PSPO 272x28W T16           | 238x1257x85  | White  |                                    |       | 230243             |       |
| PSPO 272x54W T16           | 238x1257x85  | White  |                                    |       | 230363             |       |
| PSPO 272x35W T16           | 238x1557x85  | White  |                                    |       | 230263             |       |
| PSPO 272x49W T16           | 238x1557x85  | White  |                                    |       | 230343             |       |
|                            |              |        |                                    |       |                    |       |
| PSPO 262x11W TC-S / TC-SEL | 321x321x85   | White  | 240782                             |       |                    |       |
| PSPO 262x18W TC-L          | 321x321x85   | White  | 240422                             |       | 240423             |       |
| PSPO 262x36W TC-L          | 321x518x85   | White  | 240462                             |       | 240463             |       |

Note: The preceding luminaires are also available in **TITAN** colour with **10%** extra charge on the price list.



OSRAM: T8  
PHILIPS: TL-D

OSRAM: T5  
PHILIPS: TL5

OSRAM: DULUX S  
PHILIPS: PL-S

OSRAM: DULUX L  
PHILIPS: PL-L

OSRAM: DULUX S/E  
PHILIPS: PL-S/4P

Flat diffuser from transparent prismatic methacrylate.  
Steel cover frame painted in white colour.

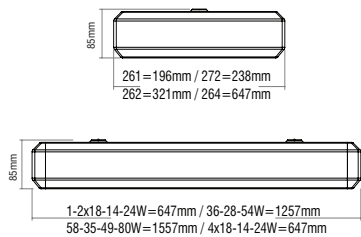

**PRISMA PSP IP54**  
(SURFACE MOUNTED AND  
PENDANT LUMINAIRES)



**PRICE LIST**

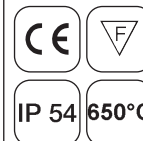
| DESCRIPTION                    | DIMENSIONS   | COLOUR | Conventional ballast and capacitor |       | Electronic ballast |       |
|--------------------------------|--------------|--------|------------------------------------|-------|--------------------|-------|
|                                |              |        | CODE                               | PRICE | CODE               | PRICE |
| PSP 261x18W T26 IP54           | 196x 647x 85 | White  | 592012                             |       | 592013             |       |
| PSP 261x36W T26 IP54           | 196x1257x85  | White  | 592112                             |       | 592113             |       |
| PSP 261x58W T26 IP54           | 196x1557x85  | White  | 592152                             |       | 592153             |       |
| PSP 262x18W T26 IP54           | 321x 647x85  | White  | 592022                             |       | 592023             |       |
| PSP 262x36W T26 IP54           | 321x1257x85  | White  | 592122                             |       | 592123             |       |
| PSP 262x58W T26 IP54           | 321x1557x85  | White  | 592162                             |       | 592163             |       |
| PSP 264x18W T26 IP54           | 647x 647x 85 | White  | 592042                             |       | 592043             |       |
| PSP 272x18W T26 IP54           | 238x 647x 85 | White  | 591022                             |       | 591023             |       |
| PSP 272x36W T26 IP54           | 238x1257x85  | White  | 591122                             |       | 591123             |       |
| PSP 272x58W T26 IP54           | 238x1557x85  | White  | 591162                             |       | 591163             |       |
| PSP 261x14W T16 IP54           | 196x 647x 85 | White  |                                    |       | 592173             |       |
| PSP 261x24W T16 IP54           | 196x 647x 85 | White  |                                    |       | 592273             |       |
| PSP 261x28W T16 IP54           | 196x1257x85  | White  |                                    |       | 592233             |       |
| PSP 261x54W T16 IP54           | 196x1257x85  | White  |                                    |       | 592353             |       |
| PSP 261x35W T16 IP54           | 196x1557x85  | White  |                                    |       | 592253             |       |
| PSP 261x49W T16 IP54           | 196x1557x85  | White  |                                    |       | 592333             |       |
| PSP 261x80W T16 IP54           | 196x1557x85  | White  |                                    |       | 592393             |       |
| PSP 262x14W T16 IP54           | 321x 647x85  | White  |                                    |       | 592183             |       |
| PSP 262x24W T16 IP54           | 321x 647x85  | White  |                                    |       | 592283             |       |
| PSP 262x28W T16 IP54           | 321x1257x85  | White  |                                    |       | 592243             |       |
| PSP 262x54W T16 IP54           | 321x1257x85  | White  |                                    |       | 592363             |       |
| PSP 262x35W T16 IP54           | 321x1557x85  | White  |                                    |       | 592263             |       |
| PSP 262x49W T16 IP54           | 321x1557x85  | White  |                                    |       | 592343             |       |
| PSP 262x80W T16 IP54           | 321x1557x85  | White  |                                    |       | 592403             |       |
| PSP 264x14W T16 IP54           | 647x 647x 85 | White  |                                    |       | 592203             |       |
| PSP 264x24W T16 IP54           | 647x 647x 85 | White  |                                    |       | 592303             |       |
| PSP 272x14W T16 IP54           | 238x 647x 85 | White  |                                    |       | 591183             |       |
| PSP 272x24W T16 IP54           | 238x 647x 85 | White  |                                    |       | 591283             |       |
| PSP 272x28W T16 IP54           | 238x1257x85  | White  |                                    |       | 591243             |       |
| PSP 272x54W T16 IP54           | 238x1257x85  | White  |                                    |       | 591363             |       |
| PSP 272x35W T16 IP54           | 238x1557x85  | White  |                                    |       | 591263             |       |
| PSP 272x49W T16 IP54           | 238x1557x85  | White  |                                    |       | 591343             |       |
| PSP 262x11W TC-S / TC-SEL IP54 | 321x321x85   | White  | 592782                             |       |                    |       |
| PSP 262x18W TC-L IP54          | 321x321x85   | White  | 592422                             |       | 592423             |       |
| PSP 262x36W TC-L IP54          | 321x518x85   | White  | 592462                             |       | 592463             |       |

Note: The preceding luminaires are also available in **TITAN** colour with **10%** extra charge on the price list.



|  |                  |  |                |
|--|------------------|--|----------------|
|  | OSRAM: T8        |  | OSRAM: T5      |
|  | PHILIPS: TL-D    |  | PHILIPS: TL5   |
|  | OSRAM: DULUX S   |  | OSRAM: DULUX L |
|  | PHILIPS: PL-S    |  | PHILIPS: PL-L  |
|  | OSRAM: DULUX S/E |  |                |
|  | PHILIPS: PL-S/4P |  |                |

**PRISMA PSPO IP54**  
(SURFACE MOUNTED AND  
PENDANT LUMINAIRES)



Flat diffuser opal methacrylate.  
Steel cover frame painted in white colour.

**PRICE LIST**

| DESCRIPTION                     | DIMENSIONS   | COLOUR | Conventional ballast and capacitor |       | Electronic ballast |       |
|---------------------------------|--------------|--------|------------------------------------|-------|--------------------|-------|
|                                 |              |        | CODE                               | PRICE | CODE               | PRICE |
| PSP0 261x18W T26 IP54           | 196x 647x 85 | White  | 595012                             |       | 595013             |       |
| PSP0 261x36W T26 IP54           | 196x1257x85  | White  | 595112                             |       | 595113             |       |
| PSP0 261x58W T26 IP54           | 196x1557x85  | White  | 595152                             |       | 595153             |       |
| PSP0 262x18W T26 IP54           | 321x 647x85  | White  | 595022                             |       | 595023             |       |
| PSP0 262x36W T26 IP54           | 321x1257x85  | White  | 595122                             |       | 595123             |       |
| PSP0 262x58W T26 IP54           | 321x1557x85  | White  | 595162                             |       | 595163             |       |
| PSP0 264x18W T26 IP54           | 647x 647x 85 | White  | 595042                             |       | 595043             |       |
| PSP0 272x18W T26 IP54           | 238x 647x 85 | White  | 594022                             |       | 594023             |       |
| PSP0 272x36W T26 IP54           | 238x1257x85  | White  | 594122                             |       | 594123             |       |
| PSP0 272x58W T26 IP54           | 238x1557x85  | White  | 594162                             |       | 594163             |       |
|                                 |              |        |                                    |       |                    |       |
| PSP0 261x14W T16 IP54           | 196x 647x 85 | White  |                                    |       | 595173             |       |
| PSP0 261x24W T16 IP54           | 196x 647x 85 | White  |                                    |       | 595273             |       |
| PSP0 261x28W T16 IP54           | 196x1257x85  | White  |                                    |       | 595233             |       |
| PSP0 261x54W T16 IP54           | 196x1257x85  | White  |                                    |       | 595353             |       |
| PSP0 261x35W T16 IP54           | 196x1557x85  | White  |                                    |       | 595253             |       |
| PSP0 261x49W T16 IP54           | 196x1557x85  | White  |                                    |       | 595333             |       |
| PSP0 261x80W T16 IP54           | 196x1557x85  | White  |                                    |       | 595393             |       |
| PSP0 262x14W T16 IP54           | 321x 647x85  | White  |                                    |       | 595183             |       |
| PSP0 262x24W T16 IP54           | 321x 647x85  | White  |                                    |       | 595283             |       |
| PSP0 262x28W T16 IP54           | 321x1257x85  | White  |                                    |       | 595243             |       |
| PSP0 262x54W T16 IP54           | 321x1257x85  | White  |                                    |       | 595363             |       |
| PSP0 262x35W T16 IP54           | 321x1557x85  | White  |                                    |       | 595263             |       |
| PSP0 262x49W T16 IP54           | 321x1557x85  | White  |                                    |       | 595343             |       |
| PSP0 262x80W T16 IP54           | 321x1557x85  | White  |                                    |       | 595403             |       |
| PSP0 264x14W T16 IP54           | 647x 647x 85 | White  |                                    |       | 595203             |       |
| PSP0 264x24W T16 IP54           | 647x 647x 85 | White  |                                    |       | 595303             |       |
| PSP0 272x14W T16 IP54           | 238x 647x 85 | White  |                                    |       | 594183             |       |
| PSP0 272x24W T16 IP54           | 238x 647x 85 | White  |                                    |       | 594283             |       |
| PSP0 272x28W T16 IP54           | 238x1257x85  | White  |                                    |       | 594243             |       |
| PSP0 272x54W T16 IP54           | 238x1257x85  | White  |                                    |       | 594363             |       |
| PSP0 272x35W T16 IP54           | 238x1557x85  | White  |                                    |       | 594263             |       |
| PSP0 272x49W T16 IP54           | 238x1557x85  | White  |                                    |       | 594343             |       |
|                                 |              |        |                                    |       |                    |       |
| PSP0 262x11W TC-S / TC-SEL IP54 | 321x321x85   | White  | 595782                             |       |                    |       |
| PSP0 262x18W TC-L IP54          | 321x321x85   | White  | 595422                             |       | 595423             |       |
| PSP0 262x36W TC-L IP54          | 321x518x85   | White  | 595462                             |       | 595463             |       |

Note: The preceding luminaires are also available in **TITAN** colour with **10%** extra charge on the price list.

90mm  
618mm

36W T26 - 54W T16=1230mm  
4x18W T26 - 4x14/24W T16=618mm

OSRAM: T8  
PHILIPS: TL-D

OSRAM: T5  
PHILIPS: TL5

TC-L  
OSRAM: DULUX L  
PHILIPS: PL-L

**364 P2M**  
(SURFACE MOUNTED LUMINAIRES)

CE F IP 20

**Parabolic louvre 2M** from anodized non iridescent **specular** aluminium.

| PRICE LIST       |        |                                    |       |                    |       |
|------------------|--------|------------------------------------|-------|--------------------|-------|
| DESCRIPTION      | COLOUR | Conventional ballast and capacitor |       | Electronic ballast |       |
|                  |        | CODE                               | PRICE | CODE               | PRICE |
| P2M 364x18W T26  | White  | 271042                             |       | 271043             |       |
| P2M 364x36W T26  | White  | 271142                             |       | 271143             |       |
| P2M 364x14W T16  | White  |                                    |       | 271203             |       |
| P2M 364x24W T16  | White  |                                    |       | 271303             |       |
| P2M 364x54W T16  | White  |                                    |       | 271383             |       |
| P2M 364x36W TC-L | White  | 271472                             |       | 271473             |       |
| P2M 364x55W TC-L | White  |                                    |       | 271533             |       |

90mm  
618mm

36W T26 - 54W T16=1230mm  
4x18W T26 - 4x14/24W T16=618mm

OSRAM: T8  
PHILIPS: TL-D

OSRAM: T5  
PHILIPS: TL5

TC-L  
OSRAM: DULUX L  
PHILIPS: PL-L

**364 P2S**  
(SURFACE MOUNTED LUMINAIRES)

CE F IP 20

**Parabolic louvre 2S** from anodized non iridescent **semi-glossy** aluminium.

| PRICE LIST       |        |                                    |       |                    |       |
|------------------|--------|------------------------------------|-------|--------------------|-------|
| DESCRIPTION      | COLOUR | Conventional ballast and capacitor |       | Electronic ballast |       |
|                  |        | CODE                               | PRICE | CODE               | PRICE |
| P2S 364x18W T26  | White  | 272042                             |       | 272043             |       |
| P2S 364x36W T26  | White  | 272142                             |       | 272143             |       |
| P2S 364x14W T16  | White  |                                    |       | 272203             |       |
| P2S 364x24W T16  | White  |                                    |       | 272303             |       |
| P2S 364x54W T16  | White  |                                    |       | 272383             |       |
| P2S 364x36W TC-L | White  | 272472                             |       | 272473             |       |
| P2S 364x55W TC-L | White  |                                    |       | 272533             |       |

90mm  
618mm

36W T26 - 54W T16=1230mm  
4x18W T26 - 4x14/24W T16=618mm

OSRAM: T8  
PHILIPS: TL-D

OSRAM: T5  
PHILIPS: TL5


TC-L  
OSRAM: DULUX L  
PHILIPS: PL-L

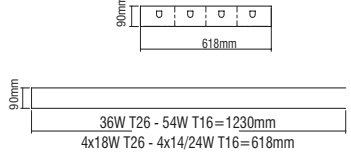
**364 P3M**  
(SURFACE MOUNTED LUMINAIRES)

CE F IP 20

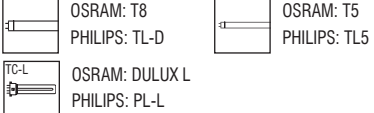
**Parabolic louvre 3M** with square cell section from anodized non iridescent **specular** aluminium.

| PRICE LIST       |        |                                    |       |                    |       |
|------------------|--------|------------------------------------|-------|--------------------|-------|
| DESCRIPTION      | COLOUR | Conventional ballast and capacitor |       | Electronic ballast |       |
|                  |        | CODE                               | PRICE | CODE               | PRICE |
| P3M 364x18W T26  | White  | 273042                             |       | 273043             |       |
| P3M 364x36W T26  | White  | 273142                             |       | 273143             |       |
| P3M 364x14W T16  | White  |                                    |       | 273203             |       |
| P3M 364x24W T16  | White  |                                    |       | 273303             |       |
| P3M 364x54W T16  | White  |                                    |       | 273383             |       |
| P3M 364x36W TC-L | White  | 273472                             |       | 273473             |       |
| P3M 364x55W TC-L | White  |                                    |       | 273533             |       |






90mm  
618mm  
36W T26 - 54W T16=1230mm  
4x18W T26 - 4x14/24W T16=618mm




OSRAM: T8  
PHILIPS: TL-D  
OSRAM: T5  
PHILIPS: TL5  
OSRAM: DULUX L  
PHILIPS: PL-L

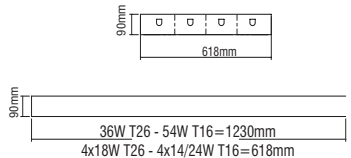
**364 P3V**  
(SURFACE MOUNTED LUMINAIRES)



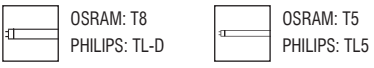
**Parabolic louvre 3V** with square cell section in **white** painted aluminium.

| PRICE LIST       |        |                                    |       |                    |       |
|------------------|--------|------------------------------------|-------|--------------------|-------|
| DESCRIPTION      | COLOUR | Conventional ballast and capacitor |       | Electronic ballast |       |
|                  |        | CODE                               | PRICE | CODE               | PRICE |
| P3V 364x18W T26  | White  | 274042                             |       | 274043             |       |
| P3V 364x36W T26  | White  | 274142                             |       | 274143             |       |
| P3V 364x14W T16  | White  |                                    |       | 274203             |       |
| P3V 364x24W T16  | White  |                                    |       | 274303             |       |
| P3V 364x54W T16  | White  |                                    |       | 274383             |       |
| P3V 364x36W TC-L | White  | 274472                             |       | 274473             |       |
| P3V 364x55W TC-L | White  |                                    |       | 274533             |       |






90mm  
618mm  
36W T26 - 54W T16=1230mm  
4x18W T26 - 4x14/24W T16=618mm




OSRAM: T8  
PHILIPS: TL-D  
OSRAM: T5  
PHILIPS: TL5

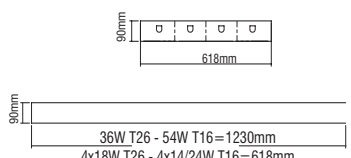
**364 PSP**  
(SURFACE MOUNTED LUMINAIRES)




Flat **diffuser** from transparent **prismatic** methacrylate.  
Steel cover frame painted in white colour.

| PRICE LIST      |        |                                    |       |                    |       |
|-----------------|--------|------------------------------------|-------|--------------------|-------|
| DESCRIPTION     | COLOUR | Conventional ballast and capacitor |       | Electronic ballast |       |
|                 |        | CODE                               | PRICE | CODE               | PRICE |
| PSP 364x18W T26 | White  | 279042                             |       | 279043             |       |
| PSP 364x36W T26 | White  | 279142                             |       | 279143             |       |
| PSP 364x14W T16 | White  |                                    |       | 279203             |       |
| PSP 364x24W T16 | White  |                                    |       | 279303             |       |
| PSP 364x54W T16 | White  |                                    |       | 279383             |       |






90mm  
618mm  
36W T26 - 54W T16=1230mm  
4x18W T26 - 4x14/24W T16=618mm



OSRAM: T8  
PHILIPS: TL-D  
OSRAM: T5  
PHILIPS: TL5

**364 PSPO**  
(SURFACE MOUNTED LUMINAIRES)



Flat **diffuser** from **opal** methacrylate.  
Steel cover frame painted in white colour.

| PRICE LIST       |        |                                    |       |                    |       |
|------------------|--------|------------------------------------|-------|--------------------|-------|
| DESCRIPTION      | COLOUR | Conventional ballast and capacitor |       | Electronic ballast |       |
|                  |        | CODE                               | PRICE | CODE               | PRICE |
| PSPO 364x18W T26 | White  | 276042                             |       | 276043             |       |
| PSPO 364x36W T26 | White  | 276142                             |       | 276143             |       |
| PSPO 364x14W T16 | White  |                                    |       | 276203             |       |
| PSPO 364x24W T16 | White  |                                    |       | 276303             |       |
| PSPO 364x54W T16 | White  |                                    |       | 276383             |       |

OSRAM: T8  
PHILIPS: TL-D

OSRAM: T5  
PHILIPS: TL5

**364 PSP IP54**  
(SURFACE MOUNTED LUMINAIRES)

Flat **diffuser** from transparent **prismatic** methacrylate.  
Steel cover frame painted in white colour.

CE F IP 54

| PRICE LIST           |        |                                    |       |                    |       |
|----------------------|--------|------------------------------------|-------|--------------------|-------|
| DESCRIPTION          | COLOUR | Conventional ballast and capacitor |       | Electronic ballast |       |
|                      |        | CODE                               | PRICE | CODE               | PRICE |
| PSP 364x18W T26 IP54 | White  | 593042                             |       | 593043             |       |
| PSP 364x36W T26 IP54 | White  | 593142                             |       | 593143             |       |
| PSP 364x14W T16 IP54 | White  |                                    |       | 593203             |       |
| PSP 364x24W T16 IP54 | White  |                                    |       | 593303             |       |
| PSP 364x54W T16 IP54 | White  |                                    |       | 593383             |       |

OSRAM: T8  
PHILIPS: TL-D

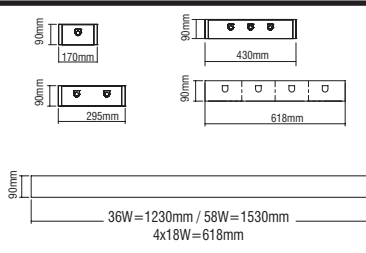
OSRAM: T5  
PHILIPS: TL5

**364 PSPO IP54**  
(SURFACE MOUNTED LUMINAIRES)

Flat **diffuser** from **opal** methacrylate.  
Steel cover frame painted in white colour.

CE F IP 54

| PRICE LIST            |        |                                    |             |                    |             |
|-----------------------|--------|------------------------------------|-------------|--------------------|-------------|
| DESCRIPTION           | COLOUR | Conventional ballast and capacitor |             | Electronic ballast |             |
|                       |        | CODE - PSP                         | CODE - PSPO | CODE - PSP         | CODE - PSPO |
| PSPO 364x18W T26 IP54 | White  | 596042                             |             | 596043             |             |
| PSPO 364x36W T26 IP54 | White  | 596142                             |             | 596143             |             |
| PSPO 364x14W T16 IP54 | White  |                                    |             | 596203             |             |
| PSPO 364x24W T16 IP54 | White  |                                    |             | 596303             |             |
| PSPO 364x54W T16 IP54 | White  |                                    |             | 596383             |             |



OSRAM: T5  
PHILIPS: TL5

OSRAM: T8  
PHILIPS: TL-D

- Flow recuperator from anodized specular aluminium.
- Mistlite protection glass, anti-glare, tempered, locked to the white painted aluminium perimetrical frame with sealing gasket.

**LSV**  
(SURFACE MOUNTED LUMINAIRES)


IP 54

960°C

6,5J

**PRICE LIST**

| DESCRIPTION          | DIMENSIONS      | COLOUR | PRICE LIST                         |       |                    |       |
|----------------------|-----------------|--------|------------------------------------|-------|--------------------|-------|
|                      |                 |        | Conventional ballast and capacitor |       | Electronic ballast |       |
|                      |                 |        | CODE                               | PRICE | CODE               | PRICE |
| LSV 221x36W T26 IP54 | 170 x 1230 x 90 | White  | 270112                             |       | 270113             |       |
| LSV 221x58W T26 IP54 | 170 x 1530 x 90 | White  | 270152                             |       | 270153             |       |
| LSV 222x36W T26 IP54 | 295 x 1230 x 90 | White  | 270122                             |       | 270123             |       |
| LSV 222x58W T26 IP54 | 295 x 1530 x 90 | White  | 270162                             |       | 270163             |       |
| LSV 223x36W T26 IP54 | 430 x 1230 x 90 | White  | 270132                             |       | 270133             |       |
| LSV 364x18W T26 IP54 | 618 x 618 x 90  | White  | 270042                             |       | 270043             |       |
| LSV 222x28W T16 IP54 | 295 x 1230 x 90 | White  |                                    |       | 270243             |       |
| LSV 222x54W T16 IP54 | 295 x 1230 x 90 | White  |                                    |       | 270363             |       |
| LSV 364x14W T16 IP54 | 618 x 618 x 90  | White  |                                    |       | 270203             |       |
| LSV 364x24W T16 IP54 | 618 x 618 x 90  | White  |                                    |       | 270303             |       |



OSRAM: T8  
PHILIPS: TL-D

OSRAM: T9  
PHILIPS: TL-E

Diffuser in methacrylate, injection moulded, multilenticular, anti-glare.

**ZERO 3F**  
(SURFACE MOUNTED LUMINAIRES)

675°C

IP 40

**PRICE LIST**

| DESCRIPTION       | DIMENSIONS      | COLOUR | PRICE LIST                         |       |                    |       |
|-------------------|-----------------|--------|------------------------------------|-------|--------------------|-------|
|                   |                 |        | Conventional ballast and capacitor |       | Electronic ballast |       |
|                   |                 |        | CODE                               | PRICE | CODE               | PRICE |
| O3F 1x18W T26     | 110 x 640 x 85  | White  | 213012                             |       | 213013             |       |
| O3F 1x36W T26     | 110 x 1250 x 85 | White  | 213112                             |       | 213113             |       |
| O3F 1x58W T26     | 110 x 1550 x 85 | White  | 213152                             |       | 213153             |       |
| O3F 2x18W T26     | 210 x 640 x 68  | White  | 213022                             |       | 213023             |       |
| O3F 2x36W T26     | 210 x 1250 x 68 | White  | 213122                             |       | 213123             |       |
| O3F 2x58W T26     | 210 x 1550 x 68 | White  | 213162                             |       | 213163             |       |
| O3F 4x18W T26     | 640 x 640 x 68  | White  | 213042                             |       | 213043             |       |
| O3F 1x22W T-R     | 350 x 350 x 68  | White  | 213572                             |       | 213573             |       |
| O3F 1x32W T-R     | 350 x 350 x 68  | White  | 213582                             |       | 213583             |       |
| O3F 1x40W T-R     | 450 x 450 x 68  | White  | 213592                             |       | 213593             |       |
| O3F 2x32W+40W T-R | 450 x 450 x 68  | White  | 213602                             |       | 213603             |       |



OSRAM: T8  
PHILIPS: TL-D

**Diffuser** in methacrylate, injection moulded, multilenticular, anti-glare.

**ZERO 3F IP54**  
(SURFACE MOUNTED LUMINAIRES)

850°C

IP 54

6,5J

|                    |                 |        |                                    | PRICE LIST |                    |       |  |
|--------------------|-----------------|--------|------------------------------------|------------|--------------------|-------|--|
| DESCRIPTION        | DIMENSIONS      | COLOUR | Conventional ballast and capacitor |            | Electronic ballast |       |  |
|                    |                 |        | CODE                               | PRICE      | CODE               | PRICE |  |
| 03F 1x18W T26 IP54 | 110 x 640 x 85  | White  | 551012                             |            | 551013             |       |  |
| 03F 1x36W T26 IP54 | 110 x 1250 x 85 | White  | 551112                             |            | 551113             |       |  |
| 03F 1x58W T26 IP54 | 110 x 1550 x 85 | White  | 551152                             |            | 551153             |       |  |
| 03F 2x18W T26 IP54 | 210 x 640 x 68  | White  | 551022                             |            | 551023             |       |  |
| 03F 2x36W T26 IP54 | 210 x 1250 x 68 | White  | 551122                             |            | 551123             |       |  |
| 03F 2x58W T26 IP54 | 210 x 1550 x 68 | White  | 551162                             |            | 551163             |       |  |
| 03F 4x18W T26 IP54 | 640 x 640 x 68  | White  | 551042                             |            | 551043             |       |  |

OSRAM: T8  
PHILIPS: TL-D

OSRAM: T9  
PHILIPS: TL-E

**Diffuser** in opal methacrylate.

**UNO**  
(SURFACE MOUNTED LUMINAIRES)

IP 40

650°C


CE


|                     |                 |        |                                    | PRICE LIST |                    |       |  |
|---------------------|-----------------|--------|------------------------------------|------------|--------------------|-------|--|
| DESCRIPTION         | DIMENSIONS      | COLOUR | Conventional ballast and capacitor |            | Electronic ballast |       |  |
|                     |                 |        | CODE                               | PRICE      | CODE               | PRICE |  |
| UNO 162x18W T26     | 210 x 640 x 68  | White  | 211022                             |            | 211023             |       |  |
| UNO 162x36W T26     | 210 x 1250 x 68 | White  | 211122                             |            | 211123             |       |  |
| UNO 164x18W T26     | 640 x 640 x 68  | White  | 211042                             |            | 211043             |       |  |
| UNO 161x22W T-R     | 350 x 350 x 68  | White  | 211572                             |            | 211573             |       |  |
| UNO 161x32W T-R     | 350 x 350 x 68  | White  | 211582                             |            | 211583             |       |  |
| UNO 161x40W T-R     | 450 x 450 x 68  | White  | 211592                             |            | 211593             |       |  |
| UNO 162x32W+40W T-R | 450 x 450 x 68  | White  | 211602                             |            | 211603             |       |  |

**Wire-guard** for applications in dry environments, against shocks coming from any directions, in galvanized steel rod Ø5mm.

**SURFACE MOUNTED LUMINAIRES ACCESSORY**


|        |  |                  | PRICE LIST |  |  |
|--------|--|------------------|------------|--|--|
| CODE   | DESCRIPTION                                    | DIMENSIONS       |            |  |  |
| 201302 | <b>12 AZ</b> (for lum. 36W T26, 28/54W T16)    | 180 x 1320 x 130 |            |  |  |
| 201301 | <b>12 BX</b> (for lum. 36W T26, 28/54W T16)    | 280 x 1330 x 130 |            |  |  |
| 201303 | <b>12 IA</b> (for lum. 58W T26, 35/49/80W T16) | 180 x 1630 x 130 |            |  |  |
| 201304 | <b>12 LB</b> (for lum. 58W T26, 35/49/80W T16) | 280 x 1630 x 130 |            |  |  |





18W = 560mm  
36W = 1175mm

18W = 670mm  
36W = 12580mm



OSRAM: T8  
PHILIPS: TL-D


**KORM**  
(SURFACE MOUNTED LUMINAIRES)

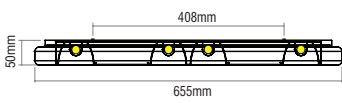
IP 40

650°C


CE

|        |                |        | PRICE LIST         |
|--------|----------------|--------|--------------------|
| CODE   | DESCRIPTION    | COLOUR | Electronic ballast |
| 543013 | KORM 1x18W T26 | White  |                    |
| 543113 | KORM 1x36W T26 | White  |                    |





408mm  
655mm  
50mm



OSRAM: T5  
PHILIPS: TL5

**VOLARIS QUADRO**  
(SURFACE MOUNTED LUMINAIRES)


Parabolic **louvre** from specular aluminium.

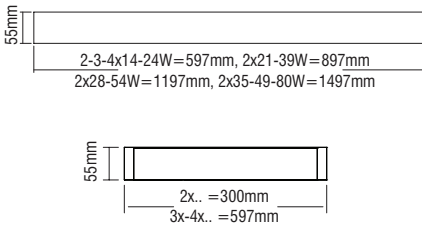
IP 20

CE

F

|       |                          |               |              | PRICE LIST         |
|-------|--------------------------|---------------|--------------|--------------------|
| CODE  | DESCRIPTION              | DIMENSIONS    | COLOUR       | Electronic ballast |
| 82556 | VOLARIS QUADRO 3x14W T16 | 655 x 655 x50 | White, Titan |                    |
| 82557 | VOLARIS QUADRO 4x14W T16 | 655 x 655 x50 | White, Titan |                    |
| 82558 | VOLARIS QUADRO 3x24W T16 | 655 x 655 x50 | White, Titan |                    |
| 82559 | VOLARIS QUADRO 4x24W T16 | 655 x 655 x50 | White, Titan |                    |






55mm

2-3-4x14-24W=597mm, 2x21-39W=897mm  
2x28-54W=1197mm, 2x35-49-80W=1497mm

55mm

2x.. =300mm  
3x-4x.. =597mm



OSRAM: T5  
PHILIPS: TL5

**MLM**  
(SURFACE MOUNTED LUMINAIRES)

Parabolic **louvre** from specular aluminium.

IP 20

CE

F

|       |                                 |            |              | PRICE LIST         |
|-------|---------------------------------|------------|--------------|--------------------|
| CODE  | DESCRIPTION                     | DIMENSIONS | COLOUR       | Electronic ballast |
| 29118 | MLM 112x14W T16 Surface mounted |            | White, Titan |                    |
| 29119 | MLM 113x14W T16 Surface mounted |            | White, Titan |                    |
| 29120 | MLM 114x14W T16 Surface mounted |            | White, Titan |                    |
| 29122 | MLM 112x21W T16 Surface mounted |            | White, Titan |                    |
| 29128 | MLM 112x24W T16 Surface mounted |            | White, Titan |                    |
| 29129 | MLM 113x24W T16 Surface mounted |            | White, Titan |                    |
| 29130 | MLM 114x24W T16 Surface mounted |            | White, Titan |                    |
| 29124 | MLM 112x28W T16 Surface mounted |            | White, Titan |                    |
| 29126 | MLM 112x35W T16 Surface mounted |            | White, Titan |                    |
| 29132 | MLM 112x39W T16 Surface mounted |            | White, Titan |                    |
| 29134 | MLM 112x49W T16 Surface mounted |            | White, Titan |                    |
| 29136 | MLM 112x54W T16 Surface mounted |            | White, Titan |                    |
| 29140 | MLM 112x80W T16 Surface mounted |            | White, Titan |                    |

**Colour Codes:**

- 1 White
 2 Titan
 3 Black
 4 Chrome
 5 matt Alum.
 6 Gold
 7 matt Gold
 8 Bronze
 9 Anodized

TC-L  
OSRAM: DULUX L  
PHILIPS: PL-L

**SOFT LIGHT P 682**  
(SURFACE MOUNTED LUMINAIRES)

Steel parabolic **recuperator** with high reflectivity in white colour.  
**Micro-perforated reflector** from steel painted in white colour covered with reflection film.

IP 20 CE F

|        |                  |                |        | PRICE LIST         |
|--------|------------------|----------------|--------|--------------------|
| CODE   | DESCRIPTION      | DIMENSIONS     | COLOUR |                    |
|        |                  |                |        | Electronic ballast |
| 281493 | P 682 x 40W TC-L | 596 x 596 x100 | White  |                    |
| 281523 | P 682 x 55W TC-L | 596 x 596 x100 | White  |                    |

OSRAM: T5  
PHILIPS: TL5

**PST 632**  
(SURFACE MOUNTED LUMINAIRES)

- Steel parabolic **recuperator** with high reflectivity in white colour
- Parabolic **louvre** from anodized non iridescent specular aluminium

IP 20 CE F

|        |                   |                |        | PRICE LIST         |
|--------|-------------------|----------------|--------|--------------------|
| CODE   | DESCRIPTION       | DIMENSIONS     | COLOUR |                    |
|        |                   |                |        | Electronic ballast |
| 282243 | PST 632 x 28W T16 | 321 x1223 x 85 | White  |                    |
| 282283 | PST 632 x 24W T16 | 321 x 613 x 85 | White  |                    |
| 282363 | PST 632 x 54W T16 | 321 x1223 x 85 | White  |                    |

**Colour Codes:**

- 1 White
 2 Titan
 3 Black
 4 Chrome
 5 matt Alum.
 6 Gold
 7 matt Gold
 8 Bronze
 9 Anodized

