

SLICE

The SLICE recessed-mounted luminaire with its opal cover provides perfect lighting comfort and glare-free lighting. The luminaire unit impresses with its design and unique uniform.

Technical Features


- Recessed luminaire for panels in mineral fibre with exposed structure or plasterboard ceiling 600x600mm.
- Steel body painted electrostatically.
- High efficient satin PMMA cover.
- Last generation high efficient LED CHIP.
- Pure light without IR/UV radiation.
- Operation life: 50,000 hours with efficiency > 70% of the initial luminous flux.
- Connection for operation on 230V-50/60Hz with electronic ballast.

Upon Request

- Connection for operation on 230V-50/60Hz with dimmer dali or 1-10VDC ballast.


SLICE

SLICE



- Version for LED CHIP.
- High efficient satin PMMA cover.
- Suspension brackets not included.


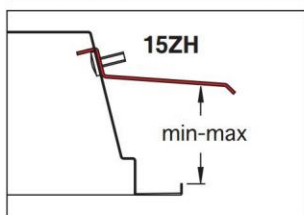

Code	Description
36301	Slice Q Led 36W 5000 lm Neutral
36302	Slice Q Led 36W 5000 lm Warm
36303	Slice Q Led 65W 8750 lm Neutral
36304	Slice Q Led 65W 8750 lm Warm
36305	Slice Led 56W 6200 lm Neutral
36306	Slice Led 56W 6200 lm Warm
36307	Slice Led 65W 8800 lm Neutral
36308	Slice Led 65W 8800 lm Warm



Colour Codes:

0 Colours 1 White 2 Titan

ACCESSORIES - SUSPENSION BRACKETS



- Suspension brackets from galvanized steel thickness 1,5mm, necessary for the installation in plasterboard.
- **15 BS** min.18mm, max. 45mm
- **15 ZH** min.45mm, max. 72mm

Code	Description
303001	15 BS (4 pieces)
303005	15 ZH (4 pieces)