


MLM

The MLM recessed-mounted luminaire provides perfect lighting comfort and uniform, glare-free lighting. The luminaire unit impresses with its low profile, while slim-line design is emphasised by its linear contours.

Technical Features


- Recessed luminaire for panels in mineral fibre with expose structure or plasterboard ceiling 600x600mm.
- Steel body painted electrostatically.
- High efficient parabolic louvre from specular aluminium.
- Connection for operation on 230V-50/60Hz with electronic ballast.

Upon Request

- Connection for operation on 230V-50/60Hz with dimmer dali or 1-10VDC ballast.
- Connection for emergency lighting system.

MLM

MLM



CE	F	⊕	IP 20
T16			
G5			
		Included	

- Version for T16/G5.
- Parabolic louvre from specular aluminium.
- Suspension brackets not included.

Code	Description
36118	MLM 352x14W
36119	MLM 353x14W
36120	MLM 354x14W
36128	MLM 352x24W
36129	MLM 353x24W
36130	MLM 354x24W
36122	MLM 352x21W
36132	MLM 352x39W
36124	MLM 352x28W
36136	MLM 352x54W
36126	MLM 352x35W
36134	MLM 352x49W
36140	MLM 352x80W

56mm

2-3-4x14-24W=597mm, 2x21-39W=897mm
2x28-54W=1197mm, 2x35-49-80W=1497mm

56mm

2x... =300mm
3-4x... =597mm


Plasterboard Holes

2x14/24W = 283x 580mm
3-4x14/24W = 580x 580mm
2x21/39W = 283x 880mm
2x28/54W = 283x1180mm
2x35/49/80W = 283x1480mm

Colour Codes:

- 0 Colours 1 White 2 Titan

ACCESSORIES - SUSPENSION BRACKETS



CE			

- Suspension brackets from galvanized steel thickness 1,5mm, necessary for the installation in plasterboard.
- 15 BS min.18mm, max. 45mm
- 15 ZH min.45mm, max. 72mm

Code	Description
303001	15 BS (4 pieces)
303005	15 ZH (4 pieces)

