
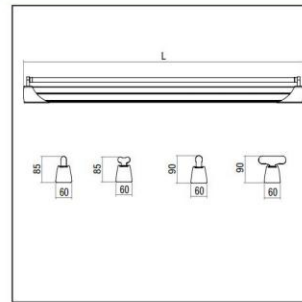


ARETE**Technical Features**

- Luminaires for fluorescent lamps T16 & T26.
- Steel body, electrostatically painted in white colour.
- End caps made of white plastic with high thermal resistance.
- Connection for operation on 230V-50/60Hz with conventional ballast and power factor correction capacitor (lamps T26).
- Connection for operation on 230V-50/60Hz with electronic ballast (lamps T16 & T26).
- Connection for operation with electronic dimmable ballast (lamps T16 & T26).
- Connection for emergency lighting system (lamps T16 & T26).

ARETE

ARETE

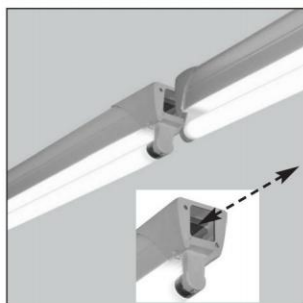


Description	Dimensions	Conventional Ballast and capacitor Code	Electronic Ballast Code
ARETE 1x18W T26	60 x 630 x 93	131012	131013
ARETE 1x36W T26	60 x 1240 x 93	131112	131113
ARETE 1x58W T26	60 x 1540 x 93	131152	131153
ARETE 2x18W T26	100 x 630 x 93	131022	131023
ARETE 2x36W T26	100 x 1240 x 93	131122	131123
ARETE 2x58W T26	100 x 1540 x 93	131162	131163
ARETE 1x13/14W T16	60 x 588 x 85		131183
ARETE 1x20/24W T16	60 x 588 x 85		131283
ARETE 1x19/21W T16	60 x 888 x 85		131223
ARETE 1x34/39W T16	60 x 888 x 85		131323
ARETE 1x25/28W T16	60 x 1188 x 85		131243
ARETE 1x50/54W T16	60 x 1188 x 85		131363
ARETE 1x32/35W T16	60 x 1488 x 85		131263
ARETE 1x45/49W T16	60 x 1488 x 85		131343
ARETE 1x73/80W T16	60 x 1488 x 85		131403
ARETE 2x13/14W T16	60 x 588 x 85		131193
ARETE 2x20/24W T16	60 x 588 x 85		131293
ARETE 2x19/21W T16	60 x 888 x 85		131233
ARETE 2x34/39W T16	60 x 888 x 85		131333
ARETE 2x25/28W T16	60 x 1188 x 85		131253
ARETE 2x50/54W T16	60 x 1188 x 85		131373
ARETE 2x32/35W T16	60 x 1488 x 85		131273
ARETE 2x45/49W T16	60 x 1488 x 85		131353
ARETE 2x73/80W T16	60 x 1488 x 85		131413

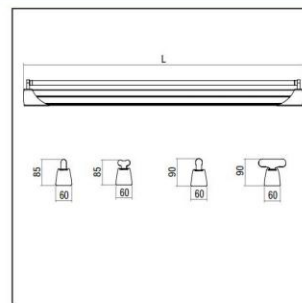


ARETE

ARETE - CONTINUOUS LIGHTING SYSTEMS



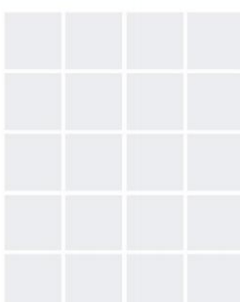
- Connector for continuous lighting systems, made of white plastic with high thermal resistance.



Description	Dimensions	Electronic ballast empty tranking Code	Electronic Ballast prewired tranking 5x1,5mm ² silicone - Code
ARETE 1x13/14W T16	60 x 588 x 85	654173	
ARETE 1x20/24W T16	60 x 588 x 85	654273	
ARETE 1x25/28W T16	60 x 1188 x 85	654233	653233
ARETE 1x50/54W T16	60 x 1188 x 85	654353	653353
ARETE 1x32/35W T16	60 x 1488 x 85	654253	653253
ARETE 1x45/49W T16	60 x 1488 x 85	654333	653333
ARETE 1x73/80W T16	60 x 1488 x 85	654393	653393
ARETE 2x13/14W T16	60 x 588 x 85	654183	
ARETE 2x20/24W T16	60 x 588 x 85	654283	
ARETE 2x25/28W T16	60 x 1188 x 85	654243	653243
ARETE 2x50/54W T16	60 x 1188 x 85	654363	653363
ARETE 2x32/35W T16	60 x 1488 x 85	654263	653263
ARETE 2x45/49W T16	60 x 1488 x 85	654343	653343
ARETE 2x73/80W T16	60 x 1488 x 85	654403	653403

Description	Dimensions	Electronic Ballast prewired tranking 7x1,5mm ² silicone - Code
ARETE 1x25/28W T16	60 x 1188 x 85	655233
ARETE 1x50/54W T16	60 x 1188 x 85	655353
ARETE 1x32/35W T16	60 x 1488 x 85	655253
ARETE 1x45/49W T16	60 x 1488 x 85	655333
ARETE 1x73/80W T16	60 x 1488 x 85	655393
ARETE 2x25/28W T16	60 x 1188 x 85	655243
ARETE 2x50/54W T16	60 x 1188 x 85	655363
ARETE 2x32/35W T16	60 x 1488 x 85	655263
ARETE 2x45/49W T16	60 x 1488 x 85	655343
ARETE 2x73/80W T16	60 x 1488 x 85	655403
ARETE 1 + 1x45/49W T16 with 1 ballast 2x49W (1 circuit luminaire)	60 x 2987 x 85	655493
ARETE 1 + 1x45/49W T16 with 2 ballast 1x49W (2 circuits luminaire)	60 x 2987 x 85	655490
ARETE 1 + 1x73/80W T16 with 1 ballast 2x80W (1 circuit luminaire)	60 x 2987 x 85	655533
ARETE 1 + 1x73/80W T16 with 2 ballast 1x80W (2 circuits luminaire)	60 x 2987 x 85	655530

ARETE ACCESSORY - TERMINAL PLASTIC ELEMENTS

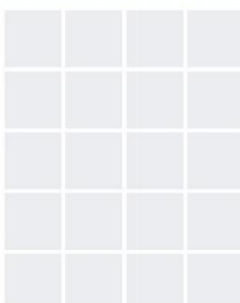


- For each complete row of lighting
 - Necessary accessory one pair of elements.
 - White colour.

Code	Description
605101	Pair of terminal plastic elements

ARETE - REFLECTORS

WHITE REFLECTOR




- Parabolic reflector made of steel, electrostatically painted in white colour.

Code	Description	Dimensions
103201	ARETE 1/18 RW	135 x 640 x 50
103203	ARETE 1/36 RW	135 x 1250 x 50
103205	ARETE 1/58 RW	135 x 1550 x 50
103202	ARETE 2/18 RW	190 x 640 x 50
103204	ARETE 2/36 RW	190 x 1250 x 50
103206	ARETE 2/58 RW	190 x 1550 x 50
103207	ARETE 1-2 /14-24 RW	135 x 593 x 50
103208	ARETE 1-2 /21-39 RW	135 x 893 x 50
103209	ARETE 1-2 /28-54 RW	135 x 1193 x 50
103210	ARETE 1-2 /35-49-80 RW	135 x 1493 x 50




SPECULAR REFLECTOR

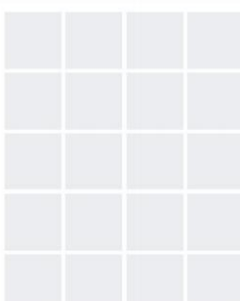


- Parabolic reflector made of anodized non iridescent specular aluminium.

Code	Description	Dimensions
103301	ARETE 1/18 RS	135 x 640 x 50
103303	ARETE 1/36 RS	135 x 1250 x 50
103305	ARETE 1/58 RS	135 x 1550 x 50
103302	ARETE 2/18 RS	190 x 640 x 50
103304	ARETE 2/36 RS	190 x 1250 x 50
103306	ARETE 2/58 RS	190 x 1550 x 50
103307	ARETE 1-2 /14-24 RS	135 x 593 x 50
103308	ARETE 1-2 /21-39 RS	135 x 893 x 50
103309	ARETE 1-2 /28-54 RS	135 x 1193 x 50
103310	ARETE 1-2 /35-49-80 RS	135 x 1493 x 50



MATT REFLECTOR

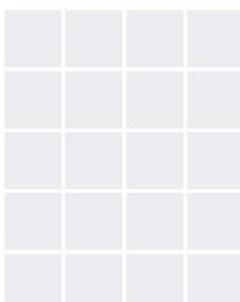


- Parabolic reflector made of anodized non iridescent specular aluminium.

Code	Description	Dimensions
103401	ARETE 1/18 RM	135 x 640 x 50
103403	ARETE 1/36 RM	135 x 1250 x 50
103405	ARETE 1/58 RM	135 x 1550 x 50
103402	ARETE 2/18 RM	190 x 640 x 50
103404	ARETE 2/36 RM	190 x 1250 x 50
103406	ARETE 2/58 RM	190 x 1550 x 50
103407	ARETE 1-2 /14-24 RM	135 x 593 x 50
103408	ARETE 1-2 /21-39 RM	135 x 893 x 50
103409	ARETE 1-2 /28-54 RM	135 x 1193 x 50
103410	ARETE 1-2 /35-49-80 RM	135 x 1493 x 50



PERFORATED REFLECTOR



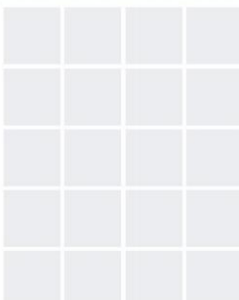
- Steel parabolic reflector, painted electrostatically in white colour.

Code	Description	Dimensions
103507	ARETE 1-2 /14-24 RPW	135 x 593 x 50
103508	ARETE 1-2 /21-39 RPW	135 x 893 x 50
103509	ARETE 1-2 /28-54 RPW	135 x 1193 x 50
103510	ARETE 1-2 /35-49-80 RPW	135 x 1493 x 50



ARETE - REFLECTORS

ASYMMETRIC REFLECTOR

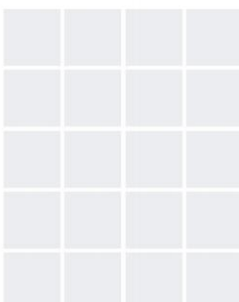


- Steel parabolic reflector, painted electrostatically in white colour.

Code	Description	Dimensions
103607	ARETE 1-2 /14-24 RWA	135 x 593 x 50
103608	ARETE 1-2 /21-39 RWA	135 x 893 x 50
103609	ARETE 1-2 /28-54 RWA	135 x 1193 x 50
103610	ARETE 1-2 /35-49-80 RWA	135 x 1493 x 50



EXTREMELY NARROW




- Parabolic reflector made of anodized non iridescent specular aluminium.

Code	Description	Dimensions
103321	ARETE 1-2 /14-24 ENB	180 x 593 x 105
103322	ARETE 1-2 /21-39 ENB	180 x 893 x 105
103323	ARETE 1-2 /28-54 ENB	180 x 1193 x 105
103324	ARETE 1-2 /35-49-80 ENB	180 x 1493 x 105



ARETE - ACCESSORIES


LOUVRE



- Steel louvre electrostatically painted in white colour.
- Placed only as component on white reflectors (width 135mm) at ARETE CONTINUOUS LIGHTING SYSTEMS.
- White colour.

Code	Description	Dimensions
650217	LOUVRE ARETE T5 1-2x14/24W	593mm
650237	LOUVRE ARETE T5 1-2x28/54W	1193mm
650257	LOUVRE ARETE T5 1-2x35/49/80W	1493mm


LOUVRE



- Parabolic louvre 3M made of anodized non-iridescent glossy high-purity aluminium.

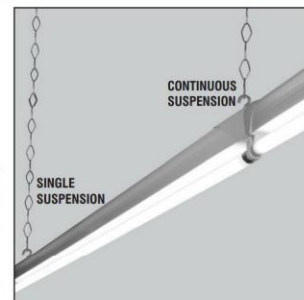
Code	Description	Dimensions
650238	LOUVRE P3M P3M T5 1-2x28/54W	1193mm
650258	LOUVRE P3M T5 1-2x35/49/80W	1493mm

SUSPENSION




- Suspensions in white colour.

Code	Description
605104	SINGLE SUSPENSION BASE
605103	CONTINUOUS SUSPENSION BASE
605105	CORD (1m)

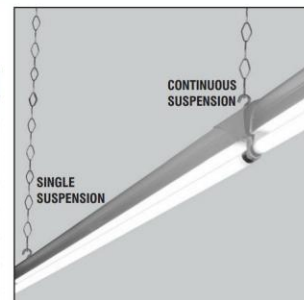


SUSPENSION




- Suspensions in white colour.

Code	Description
605107	SINGLE SUSPENSION BASE (for cord)
605106	CONTINUOUS SUSPENSION BASE (for cord)
Stainless steel cord suspension and regulator	
900111	CORD SUSPENSION 500m
900112	CORD SUSPENSION 1000m
900113	CORD SUSPENSION 1500m
900114	CORD SUSPENSION 2000m
900116	CORD SUSPENSION 3000m



END CAPS



- Reflector end caps for ARETE T5 & single-lamp T8.

Code	Description
605108	End caps (pair)

ARETE

