

775-PC LINE

Industrial dust- and waterproof luminaires

With 1 and 2 fluorescent tubes for T5 or T8 lamps, in IP 65 or IP66

775-PC Line is available in the following sizes:

1x36W (1x1200 mm), 1x58W (1x1500 mm), 2x36W (2x1200 mm), 2x58W (2x1500 mm)



YOUR MAIN BENEFITS:

A professional luminaire for wide usage, that fulfills the strongest quality requirements. Especially for applications, where **high impact resistance (IK-rate)** is required.



775-PC LINE

IP65



FIELD OF APPLICATION:

Due to the construction principles of gasket, closing system and diffuser our fixtures ensure a high grade of protection (IP 65 or IP66) against dust, contamination and water permeation. In accordance with their IP-grade they can be used widely to illuminate spaces with dusty, humid environment. Thanks to its **enhanced impact resistance**, 775-PC Line is especially suitable for applications, where **high IK-rate** is required.

When using outdoors, the fittings should be protected against direct sunlight and adverse weather conditions.

TECHNICAL DESCRIPTION AND BENEFITS:

- **Housing** It is made of flame retardant **injection moulded polycarbonate (PC)** (on request suitable for 850°C glow wire test too), in light grey (RAL7035) colour.

This material has very high mechanical strength and allows us to reach an excellent shock resistance of IK 10.


- The **diffuser** is available in the following versions:
 - For fluorescent tubes:** injection moulded polycarbonate (PC), **transparent**, with internal prisms designed with respect to their optical characteristics.
 - For LED modules:** injection moulded polycarbonate (PC), **opal**, with extremely high light permeability and well-balanced light dispersing.*Remark: As option injection moulded acrylic (PMMA) diffuser in transparent as well as in opal version is available.*

The diffusers are designed with respect to their optical characteristics and are UV resistant.
- **The gasket** between the diffuser and housing is made of non-aging PU (polyurethane) foam. In order to ensure maximum chemical and weather resistance, silicon-based gasket with enhanced resistance is optionally available.
- **Fixing of the diffuser to the body:** with highly resistant clips made of polyamide or with stainless steel clips.
- **Gear tray** (reflector): White powder coated steel sheet. As an option glossy aluminium reflector is possible.
- **Electrical components:** in accordance with the requested specification: LED, low power factor, high power factor or electronic control gear.


30

Main technical options

In order to ensure maximum chemical and weather resistance, **silicon-based gasket** with enhanced resistance is optionally available.




Universal gear tray for both, T8 as well as T5 version



Diffuser: Injection moulded polycarbonate (PC) with an excellent impact resistance of IK 10 or Acrylic (PMMA). Both diffusers are made with optically designed longitudinal internal prisms and are UV resistant.

Fixing the diffuser to the body: With plastic or stainless steel clips.

Cable entry through grommets or through cable glands.



Depending on installation options several possibilities for cable entry.



Ways of installing:
1. With stainless steel suspension brackets (easy-to-install) onto the ceiling.

2. Suspension on chains with stainless steel suspension brackets mounted with hooks.

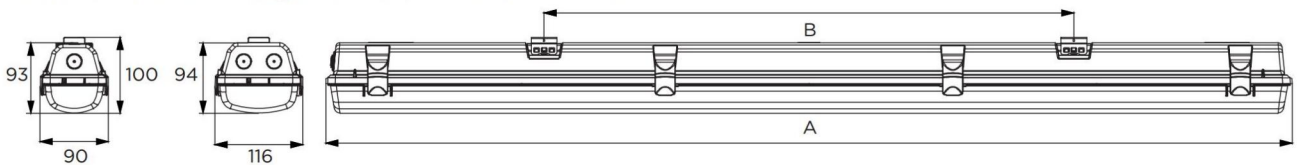
775-PC LINE



Technical Data

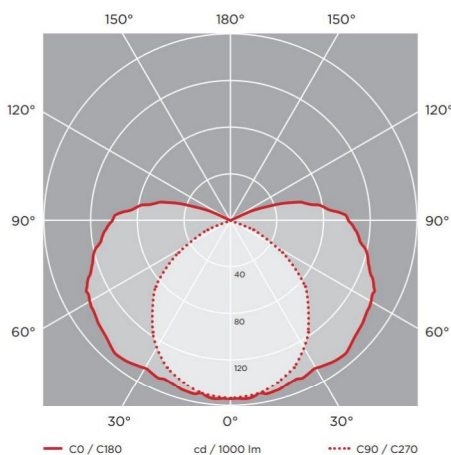
Type	Tube/Lampholder	Power (W)	Dimensions A	(mm) B	(mm) C	Weight (kg)
With B2 magnetic ballast for T8 fluorescent tubes						
775 136 IND	T8/G13	1 x 36	1 277	700	575	2,24
775 158 IND	T8/G13	1 x 58	1 577	1 000	575	2,93
775 236 IND	T8/G13	1 x 36	1 277	700	575	3,15
775 258 IND	T8/G13	2 x 58	1 577	1000	575	4,31
With electronic control gear for T8 fluorescent tubes						
775 136 EVG	T8/G13	1X36	1277	700	575	1,95
775 158 EVG	T8/G13	1X58	1577	1000	575	2,16
775 236 EVG	T8/G13	2X36	1277	700	575	2,48
775 258 EVG	T8/G13	2X58	1577	1000	575	2,72
With electronic control gear for T5 HE class fluorescent tubes						
775 128 EVG	T5/G5	1X28	1277	700	575	1,99
775 135 EVG	T5/G5	1X35	1577	1000	575	2,17
775 228 EVG	T5/G5	2X28	1277	700	575	2,34
775 235 EVG	T5/G5	2X35	1577	1000	575	2,53
With electronic control gear for T5 HO fluorescent tubes						
775 154 EVG	T5/G5	1X54	1277	700	575	1,99
775 149 EVG	T5/G5	1X49	1577	1000	575	2,31
775 254 EVG	T5/G5	2X54	1277	700	575	2,34
775 249 EVG	T5/G5	2X49	1577	1000	575	2,53

Schematic drawing with main dimensions

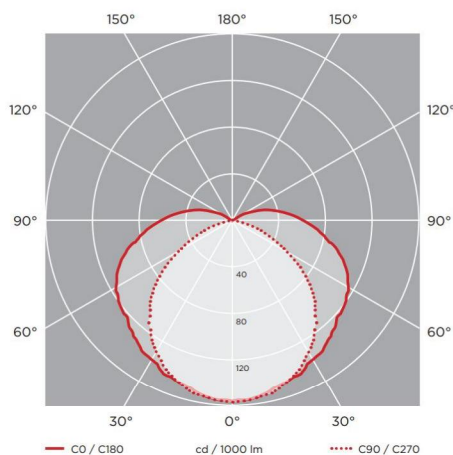


Photometric curves:

775-PC Line 1x58 luminaire



775-PC Line 2x58 luminaire



Further options:

- LED
- emergency kit
- through wiring
- aluminium reflector
- dimmable ballast
- protection class II
- IP 66
- halogen-free wiring
- automatic terminal block