

771-VENTILA

Industrial dust- and waterproof luminaires

With 1 or 2 fluorescent tubes in T8 or T5



CE

YOUR MAIN BENEFITS:

A professional solution especially **for outdoor applications**. 771-Ventila withstands the impact of adverse weather conditions (sunlight, rain, wind etc.).

Ta = -20...+25°C

Full range available in IP65 or IP66.

771-VENTILA



IP65



FIELD OF APPLICATION:

Due to the construction principles of gasket, closing system and diffuser our fixtures ensure a high grade of protection (IP 65, IP 66) against dust, contamination and water permeation. In accordance with their IP grade they can be used widely to illuminate areas with dusty, humid environment.

Thanks to its **enhanced weather resistance**, 771-Ventila is especially suitable for applications, where **error-free functioning in outdoor conditions** is desired.

TECHNICAL DESCRIPTION AND BENEFITS:

- **Housing** It is made of flame retardant glass-fibre reinforced polyester (on request suitable for 850°C glow wire test too), in light grey (RAL7035) colour. This material has very good temperature resistance, mechanical stability, furthermore it is a good electrical insulator, it resists the impacts of several chemicals and the impacts of weather conditions. Its stability of size and shape at changing temperatures is excellent.
- The **diffuser** is available in injection moulded **acrylic (PMMA)** with longitudinal internal prisms. Main advantages: extremely high transparency (better than the transparency of glass), unique non-aging properties and weather resistance.
- The diffusers are designed with respect to their optical characteristics and are **UV resistant**.
- In order to ensure **maximum** heat, chemical and weather **resistance** even under tough conditions, the **gasket** between the diffuser and housing is made of **silicon-based foam** with enhanced durability.
- **Fixing of the diffuser to the body:** with highly resistant stainless steel clips (standard or anti-vandal version).
- **Gear tray** (reflector): White powder coated steel sheet according to **Zhaga** standards or customised.
- **Electrical components:** in accordance with electronic control gear (T5, T8)
- Conditions for applications at negative temperatures:
 - cold-resistant fluorescent tube, (e.g. Polar)
 - cold-resistant starter.

Option:

IP66



Technical options

In order to ensure **maximum** heat, chemical and **weather resistance** even under tough conditions, the **gasket** between the diffuser and housing is made of **silicon-based** foam with enhanced durability.



Diffuser: Injection moulded Acrylic (PMMA). The diffuser is made with optically designed longitudinal internal prisms and is UV resistant

Unique
on the market



Fixing of the diffuser to the body:
With highly resistant stainless steel clips. Optionally "anti-vandal" clips available on request.



Gear tray (reflector): white powder coated steel sheet, which is fixed to the body by flexible gear tray retaining clips. Therefore it is easy to remove and suspend it during installation.




Universal gear tray for both, T8 as well as T5 version

771-VENTILA



Comes with **venting cable gland** in order to prevent the build-up of moisture inside the luminaire thus avoiding its damage.



Ways of installing:

1. In order to withstand the outdoor weather conditions (wind, storm), we recommend to use **strengthened stainless steel suspension brackets**. They are easy to install onto the **wall and ceiling**.
2. **Usual** suspension brackets, suitable for installation onto the **ceiling**, are available on request.

Technical Data

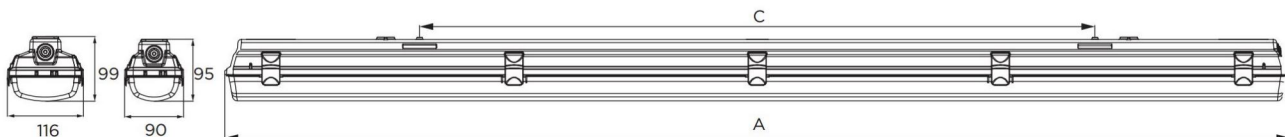
Type	Tube/Lampholder	Power (W)	Dimensions A	(mm) C	Weight (kg)
With B2 magnetic ballast for T8 fluorescent tubes					
771 Vent 118 IND	T8/G13	1 x 18	669	360	1,99
771 Vent 136 IND	T8/G13	1 x 36	1 277	700	2,41
771 Vent 158 IND	T8/G13	1 x 58	1 577	1 000	3,15
771 Vent 170 IND	T8/G13	1 x 70	1 841	1 265	3,93
771 Vent 218 IND	T8/G13	2 x 18	669	360	2,23
771 Vent 236 IND	T8/G13	2 x 36	1 277	700	3,33
771 Vent 258 IND	T8/G13	2 x 58	1 577	1 000	4,55
771 Vent 270 IND	T8/G13	2 x 70	1 841	1 265	5,08

With electronic control gear for T8 fluorescent tubes					
771 Vent 118 EVG	T8/G13	1 x 18	669	360	1,67
771 Vent 136 EVG	T8/G13	1 x 36	1 277	700	2,12
771 Vent 158 EVG	T8/G13	1 x 58	1 577	1 000	2,38
771 Vent 170 EVG	T8/G13	1 x 70	1 841	1 265	3,72
771 Vent 218 EVG	T8/G13	2 x 18	669	360	2,24
771 Vent 236 EVG	T8/G13	2 x 36	1 277	700	2,66
771 Vent 258 EVG	T8/G13	2 x 58	1 577	1 000	2,96
771 Vent 270 EVG	T8/G13	2 x 70	1 841	1 265	4,16

With electronic control gear for T5 HE class fluorescent tubes					
771 Vent 114 EVG	T5/G5	1 x 14	669	360	1,71
771 Vent 128 EVG	T5/G5	1 x 28	1 277	700	2,16
771 Vent 135 EVG	T5/G5	1 x 35	1 577	1 000	2,39
771 Vent 214 EVG	T5/G5	2 x 14	669	360	2,25
771 Vent 228 EVG	T5/G5	2 x 28	1 277	700	2,52
771 Vent 235 EVG	T5/G5	2 x 35	1 577	1 000	2,77

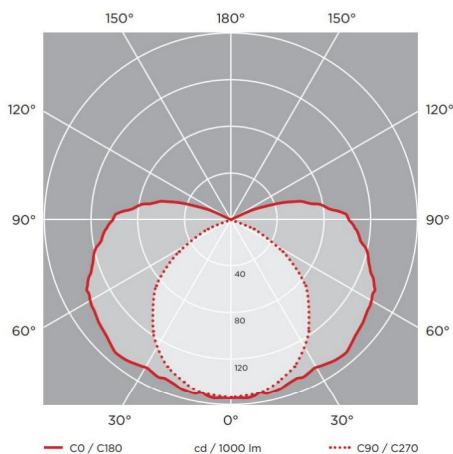
With electronic control gear for T5 HO fluorescent tubes					
771 Vent 124 EVG	T5/G5	1 x 24	669	360	1,63
771 Vent 154 EVG	T5/G5	1 x 54	1 277	700	2,16
771 Vent 149 EVG	T5/G5	1 x 49	1 577	1 000	2,53
771 Vent 180 EVG	T5/G5	1 x 80	1 577	1 000	2,58
771 Vent 224 EVG	T5/G5	2 x 24	669	360	2,23
771 Vent 254 EVG	T5/G5	2 x 54	1 277	700	2,52
771 Vent 249 EVG	T5/G5	2 x 49	1 577	1 000	2,77
771 Vent 280 EVG	T5/G5	2 x 80	1 577	1 000	2,84

Schematic drawing with main dimensions

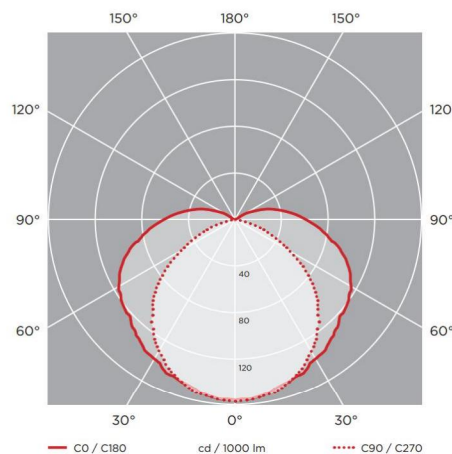


Photometric curves:

771-Ventila 1x58 W



771-Ventila 2x58 W



Further options:

- protection class II
- halogen-free wiring
- motion detector
- trough wiring
- Dali

771-VENTILA

